



 **STREAMLINE®**

# Product Overview

[www.streamline.systems](http://www.streamline.systems)





## Purpose

Create Safety Through Innovation

## Vision

To become a global leader in innovative specialist cleaning equipment  
Safely Cleaning at Height.

## OUR CORE VALUES

### Creative

Always challenging the status quo and nurturing innovative ideas to ensure we remain at the forefront of the high reach cleaning industry.

### Passionate

Going the extra mile to show our customers they are the heart of our business. As a family owned company we pride ourselves on our values and ethics in treating both customers and employees with the utmost respect.

### Safe

Our employees and our customers safety are our priority. We strive to produce the safest cleaning products whilst ensuring that our employees have a safe and healthy working environment.

### Win Together

We build on our successes as a team, celebrate our wins and continue to learn. Valuing respect for each other is central to all we do. We respond to cultural trends and empower our team to engage with the wider community to create a united strategy that brings results.





<b>New For 2022</b>	4-7
<b>About Us</b>	8-9
<b>Our Brands</b>	10-11
<b>STREAMLINE® Packages</b>	12-31

**Van Systems**

Vehicle Package Solutions	32-39
Ford Vehicles	40
Volkswagen Vehicles	41
Citroen Vehicles	42
Renault Vehicles	43
Vauxhall Vehicles	44
Peugeot Vehicles	45
Vehicle Hire Solutions	46-47

**Vehicle Mounted Systems**

<b>SMARTANK®</b> Systems	50-55
<b>COMBI™</b> Systems	56-57
<b>ECOSTREAM™</b> Systems	58-61
<b>STREAMLINE®</b> Systems	62-65
<b>HEATWAVE™</b> Systems	66-71
Van Accessories	72-75

**Portable Waterfed Systems**

1205 Trailer	80-83
TAV Trailers	84-91
<b>STREAMFLO®</b> Barrow Systems	92-93
<b>STREAMFLO®</b> Trolley Systems	94-95
Soft Wash Systems	98-103

**Waterfed Poles & Brushes**

Pole Brands	105
<b>STREAMLINE® OVA8®</b>	106-107
<b>STREAMLINE® OVA8®</b> Poles	108-109
<b>STREAMLINE® OVA8®</b> Extensions	110-111
<b>STREAMLINE® OVA8®</b> Accessories	112-114
<b>STREAMLINE® OVA8®</b> Brushes	115

<b>ECOLITE™</b> Poles	116-117
<b>ECOLINE™</b> Poles	118-119
<b>ULTRALITE™</b> Carbon Fibre Poles	120-121
<b>STREAMLINE®</b> Carbon Fibre Goosenecks	122
<b>STREAMLINE®</b> Hi-Lo Brushes	124-125
<b>STREAMLINE®</b> Waterfed Brushes	126
<b>STREAMLINE®</b> Boars Hair Brushes	127
Vikan Waterfed Brushes	128
<b>STREAMLINE®</b> Pole Accessories	129-131
<b>STREAMLINE®</b> Clamps	132-133

**STREAMVAC™ High Reach Vacuum**

External Gutter Kits	138-145
<b>STREAMVAC™</b> Pole Kits	146
<b>STREAMVAC™</b> Poles Accessories & Spare Parts	147-148
CCTV Camera & Monitor	149
Internal Dusting Cleaning Kits	150-153
<b>STREAMVAC™</b> Dusting Poles	154-155
<b>STREAMVAC™</b> Dusting Pole Kits	156-157
Internal Dusting Accessories	158-159

**Pressure Washers**

<b>HIGHLINE™</b> High Pressure Washers	162-165
<b>HIGHLINE™</b> Hotcube Skids	166-167
Hotcubes	168-169
Barrow Mounted High Pressure Washers	170-171
<b>DENVER™</b> Trailer Systems	172-173
Telescopic Wands & Accessories	174-177
Flat Surface Cleaners	178-179
Lances Guns & Accessories	180-181
Hose Reels & Accessories	182-187
High Pressure Couplings	188-189
High Pressure Accessories	190-195

**Internal Window Cleaning**

<b>DRAGONFLY® 4</b> Kits	197-201
<b>DRAGONFLY® 4</b> Accessories	202-203
<b>ECOSHINE™</b> Cleaning Kits	204-207

**FILTERPLUS® Filtration & Resin**

Direct Flow RO Systems	210
Replacement Filters & Accessories	211-213
<b>FILTERPLUS® &amp; MOBI®</b> Equipment	214-229
Resin Filters	230-233

**Waterfed Pole Accessories**

Hose Reels & Accessories	236-242
<b>STREAMLINE®</b> Pole Tubing	243-245
Window Cleaning Pumps & Accessories	246-249
<b>STREAMLINE®</b> Controllers	250-251
<b>STREAMLINE®</b> Couplings & Accessories	252-259
<b>STREAMLINE®</b> Switches, Meters & Valves	260-261
Batteries & Accessories	262-263
<b>STREAMLINE®</b> Warning Signs	265

**Traditional Cleaning Tools**

Telescopic Poles	265
Rubbers & Sleeves	269
Hand Tools	270-273

**Other**

Terminology & Resin Specs	274
Notes	276

**STREAMLINE® NEW FOR 2022**

<b>NEW MOBI® Midget</b> Stainless	19/224
<b>NEW MOBI® Maxi</b> Stainless	21/226
<b>NEW</b> Skid Mounted <b>SMARTANK®</b>	54-55
<b>NEW COMBI™ 325</b>	56-57
<b>NEW ECOSTREAM™</b> Tanks	58-61
<b>NEW STREAMLINE®</b> Van Accessories	72-75
<b>NEW STREAMFLO® Mini</b>	96-97
<b>NEW</b> Softwash Pole Kits & Accessories	98-101
<b>NEW SoftClean™</b> Injection Box	102
<b>NEW SoftClean™</b> Softwash Box	103
<b>NEW OVA8®</b> Poles with Univalves	109
<b>NEW OVA8®</b> Roof Scraper	112
<b>NEW Pressure Washer Cage</b>	165
<b>NEW HOTCUBE 350 + 500L</b> Skids	166-167
<b>NEW FILTERPLUS®</b> Mini RO	216-217
<b>NEW FILTERPLUS®</b> Maxi RO	218-219
<b>NEW MOBI® DOSE</b>	228-229
<b>NEW DRAGONFLY®</b> Spray Assembly	203
<b>NEW</b> Powerdrive Hose Reel Stacking Kit	240
<b>NEW</b> SFC16-240 Controller	250



**Scan Here**  
to shop online  
for the latest prices

Contact us on  
**+44 (0)1626 830 830**



# STREAMLINE® NEW FOR 2022

## MOBI® MAXI MOBI® MIDGET STAINLESS

Stainless steel is known for its high corrosion resistance, which is why we've engineered our mobile RO systems in a material that's built to last. The **MOBI® Midget** and **MOBI® Maxi** are designed to produce a strong flow of pure water on demand in hard water areas, wherever you need it.

See Page 18 - 224  
See Page 20 - 226



New for 2022

## ECOSTREAM™ 375L DI 500L DI

The new **ECOSTREAM™** range of tank systems represent excellent value for money, as they can be fixed into vehicles permanently without the need of a stainless-steel frame. Available as simple water delivery units or on-demand DI systems, the Z-profile frame system allows significant savings to be made without compromising on the professional image that window cleaners always strive for.

See Page 58 - 61



New for 2022



New for 2022

## SMARTANK®

### Skid Mounted Smarttanks


The **SMARTANK®** is now available as a self-contained skid-mounted unit, complete with a secondary floor and pre-assembled with hose reels, offering you a window cleaning set-up which can be transferred effortlessly with the use of a forklift. The secondary floor ensures your vehicle load area can still be utilised for a multitude of purposes.

See Page 54 - 55

## HIGHLINE™ 350L 500L Hotcube Skids

The Hotcube skid-mounted system is designed to be one of the most versatile hot water pressure washing systems on the market. Available with a 350l or 500l water tank and stainless steel frame, the galvanised powder coated skid frame allows it to be forklifted with ease before being temporarily fixed or permanently secured into a vehicle of choice.

See Page 166 - 167



New for 2022

New for 2022



## FILTERPLUS®

### MINI & MAXI RO

These state of the art free-standing RO units are manufactured with industrial, high capacity filters, presenting you with one of the easiest ways to produce pure water in high volumes.

See Page 216 - 219



## STREAMLINE NEW FOR 2022

### COMBI™ 325

Its compact design makes this unique product suitable for smaller van installations. With ingenuity and innovation combined into one system, the **COMBI™ 325** is the first of its kind. Designed to either incorporate our **STREAMFLO®** 25-litre trolley system as a power unit or supplied as a 5-stage RODI filtration unit with lithium-ion battery technology, the design is totally unique to the window cleaning market.

See Page 56 - 57



New for  
2022

Used to spray Algo Clear and other soft wash treatments onto roofs, walls, and K-Rend these portable portable boxes, allow you to clear algae, moss and lichen with maximum efficiency and minimum fuss and waste.

### SoftClean™ Injection Box



New for  
2022

A portable carry box with a Dosatron chemical dosing unit. This product can mix Algo Clear (or similar) accurately with water at a pre set ratio on demand. (Not suitable for use with Sodium Hypochlorite)

See Page 102

### SoftClean™ Softwash Box



New for  
2022

A portable carry box with a lithium battery and chemical resistant pump. Simply connect the unit to a supply of water to feed the injection box or use pre-mixed chemical solution to apply directly to the surface needing treatment. (Not suitable for use with Sodium Hypochlorite)

See Page 103

### STREAMFLO® MINI

The **STREAMFLO®** Mini is a compact water delivery unit that makes small window cleaning tasks a whole lot easier. Complete with a powerful pump and rechargeable battery, its 12-litre water tank is removable, allowing the stainless steel frame to fold down for easy transportation and storage.

See Page 96 - 97



New for  
2022



New for  
2022

### MOBIDOSE


A stainless steel softwash trolley for chemical dosing. This product can mix Algo Clear (or similar) accurately with water at a pre-set ratio on demand. Connect to a water source to produce a chemical mix either via the pump or directly through the Dosatron dosing unit. The **MOBIDOSE** has receptacles for two 5-litre chemical containers. (Not suitable for use with Sodium Hypochlorite)

See Page 228 - 229

### HIGHLINE™ CAGE

This high-pressure washer cage is perfect for portable high-pressure washing needs. Once connected to a water source, with its mounted hose reel and lance this unit can be deployed quickly. The durable stainless steel cage protects the pressure washer and makes loading and transportation easy.

See Page 165



New for  
2022



## The **STREAMLINE**® Team



### About Us

With a comprehensive range of over 8,000 products, STREAMLINE® can offer a solution for almost any high reach cleaning challenge. STREAMLINE® is owned and run by VARITECH SYSTEMS®, a family business that has been trading from the South West of England for 18 years.

## THE **STREAMLINE**® PROMISE

### HIGH QUALITY PRODUCTS

Whilst price is important, quality is remembered long after price is forgotten. Our qualified design engineers use the latest CAD technology to bring our creative ideas and innovation to reality. We insist on reputable quality components being sourced from around the world, bringing them together under the STREAMLINE® name. All our products carry a minimum of one year's warranty, according to our manufacturers' standard terms and conditions of sale.

### COMPETITIVE PRICES

We do not aim to be the cheapest. If we did, we would not be able to have the stock on the shelf for when you need it, the service to employ staff to dispatch your order the same day, the no quibble guarantee on all our products. In fact, we probably would not be in business. We aim to supply quality products at competitive prices, a full technical back up, spare parts availability as far as possible on all our equipment, and an after sales service second to none.

### ALMOST IMMEDIATE AVAILABILITY

Most items listed on our website are available from stock. Order by 2.00pm for next day delivery on stock items or call to find where the nearest STREAMLINE® dealer is to you. Daily collections by national and international carriers ensure that your goods will be delivered in good time.

### WHAT DOES THIS MEAN TO YOU?

Simply, it means you are working with people who are committed to providing an efficient and professional approach to business. STREAMLINE® has a comprehensive range which covers the needs for the 'new era window cleaner', from simple starter kits to full installation into commercial vehicles and 'turn-key' packages.

### SERVICE SECOND TO NONE

Simple, honest, 'on time' service is our commitment to you. We have a technical support team, available to specify suitable equipment and to assist in diagnosing and troubleshooting issues that may arise on any product. If we get it wrong, we will put it right. If you are sent a wrong item, we will immediately attend to sending you the correct item and arrange a collection from you of the wrong item without any quibbles.

### **STREAMLINE**®

promotes a culture of continuous improvement within its team, having sound methods and policies, staff KPI's and structures in place to deal with day-to-day issues.

### **STREAMLINE**®

is ISO9001:2015 accredited and maintains health & safety and employment policies with the assistance of Citation.







## Section 1

# Our Brands

The **STREAMLINE®** brands cover a wealth of products all designed with the customer in mind. From innovative waterfed poles, hot water tank systems, to a complete business in a van.

## **STREAMLINE®** Safely Cleaning at Height

### How can STREAMLINE® cleaning systems benefit your business?

- Eliminates the use of ladders.
- Simplifies health & safety issues.
- Helps reduce insurance premiums.
- Eases access to 'difficult to reach' areas on buildings.
- Quickens your turnaround time, saving time...saving money.
- The future of cleaning.

### How does pure water clean?

The system works by passing tap water through reverse osmosis and/or de-mineralising bead filters removing limestone, heavy metals, nitrates, chlorine, etc. all of which are normally found in tap water, thus producing pure water.

This pure water naturally wants to return to its impure state, absorbing dirt particles efficiently. When used in cleaning methods the pure water absorbs and removes dirt, without the use of chemicals, and dries leaving a streak-free finish.

### Things to consider when buying a pure water system!

- Do you operate in a soft/hard water area?
- For mobile systems, what is your vehicle's payload (carrying capacity)?
- How high do you need to access?

<b>STREAMFLO®</b>	Reliable Pumps
<b>SMARTANK®</b>	Innovative Flat Tank Systems
<b>COMBI®</b>	Trolley Driven Tank Systems
<b>HEATWAVE®</b>	Hot Water Systems
<b>DRAGONFLY®</b>	Internal Cleaning System
<b>STREAMVAC®</b>	Gutter Cleaning Systems
<b>DENVER®</b>	Skid Tanks & Bowsers
<b>STREAMBOX®</b>	Powerpacks
<b>ECOLINE®</b>	Telescopic Poles
<b>LITE-5®</b>	Flexible Pole Tubing
<b>ECOSHINE®</b>	Internal Cleaning Systems
<b>ECOSTREAM®</b>	Innovative Tank Systems
<b>FILTERPLUS®</b>	Filtration Systems
<b>HIGHLINE®</b>	High Pressure Cleaning Systems
<b>OVA8®</b>	OVA8 Carbon Poles
<b>ULTRALITE®</b>	Modular Carbon Poles
<b>ECOLITE®</b>	Glass Fibre Poles
<b>MOBI®</b>	Mobile Filtration Units
<b>LEWI®</b>	Traditional Cleaning Tools





## Section 2

# Featured Product Packages

**STREAMLINE®** packages are designed and created to present a complete solution to your cleaning requirement. The range includes domestic window cleaning packages, commercial window cleaning packages, and high pressure packages.

## Domestic Window Cleaning Packages

**Pages 14 - 17**

Filled with demineralising resin, these filters produce instant pure water for applications where a spot-free rinse is required, such as cleaning glass, windows, frames, conservatory roofs, solar panels, etc.



## Commercial Window Cleaning Packages

**Pages 18 - 27**

These are more portable tank based packages, where the operator can take a bowser of water to the job required. Filtration is completed on-site right where you need it, making it easier for small commercial cleaning tasks.



## High Pressure Cleaning Packages

**Pages 28 - 31**

Pressure Washing at height has a key part in all external cleaning regimes and in this current economic climate, with everyone vying for business and trying to draw custom in to their shops, outward appearances is everything. They say, 'you never get a second chance to make a first impression'. Here are some packages to help you.



## Vehicle Mounted Systems & Van & Trailer Packages

**Pages 32 - 47**

Here at **STREAMLINE®** we have carried out conversions for many traders and pride ourselves in bespoke fully kitted van solutions to meet the needs of our customers worldwide. If you don't see what you require, contact us!







**Scan Here**  
to shop online  
for the latest prices



**ECOLITE™**  
25ft glass fibre  
pole (OVA8® or  
other poles optional)

**GXTEL5200R**

See Page 116 - 117

**STREAMLINE™**  
Hi-Lo 25cm brush  
complete with  
pencil jets

**V-SBH25-M**

See Page 124 - 125

**MOBI® CARRY**  
Carry filter filled  
with MB115  
demineralising resin

**FP-MOBI-C0817-02**

See Page 220 - 221



**MOBI® CARRY**  
Carry filter filled  
with MB115  
demineralising resin  
**FP-MOBI-C0817-02**




**STREAMLINE™**  
Hi-Lo 25cm brush  
complete with  
pencil jets  
**V-SBH25-M**

**ECOLITE™**  
20ft glass fibre  
pole (OVA8® or  
other poles optional)  
**GXTEL5200R**

#### ADD HOSE REEL TO YOUR KIT

**HRM150-8-UA**

Metal Hose Reel -  
Freestanding - C/W - 50m  
of 8mm Ecoline  
Hose - unassembled



#### ADD AN ADDITIONAL 25LTR DI RESIN BAG

**MB115**



**STREAMLINE™**  
15mtr of 6mm  
Microbore Hose  
**S06YW-KIT015-0113**

AHA-H6 Hoselock  
hose connector



**TDS METER**  
Handheld TDS  
meter to measure  
water quality  
**TDS1**

Hose kit to  
connect filter  
to mains tap  
**FP-MOBI-KIT-014344**



Hose kit to  
connect pole  
to filter  
**FP-MOBI-KIT-014244**



### MOBI® SK07 Carry Kit

The **MOBI® CARRY** filters have a comfy carry handle, which allows them to be carried to point of use, or even fixed to a vertical surface, i.e. Wall-mounted near a tap, or even fixed in a van as part of a system.

Filled with demineralising resin, these filters produce instant pure water for applications where a spot-free rinse is required, such as cleaning glass, windows, frames, conservatory roofs, solar panels, etc.

#### Recommended for...

The **MOBI® CARRY** DI system is recommended for commercial users situated in a soft water area up to 150ppm. Suitable to produce 2,000 litres of pure water at 100ppm.

PART NO

ITEM

**SK072-252-031**

SK07 FILTERPLUS® MOBI® CARRY 8x17 DI Starter Kit with 20ft reach Telescopic Pole and Hi-Lo Brush





**Scan Here**  
to shop online  
for the latest prices



**MOBI® ROLL**  
MOBI® ROLL Trolley  
filter filled with  
demineralising resin

**FP-MOBI-T0835-02**

See Page 222 - 223

**ECOLITE®**  
25ft glass fibre  
pole (OVA8® or  
other poles optional)

**GXTEL5200R**

See Page 116 - 117

**STREAMLINE®**  
Free standing metal hose  
reel complete with 100  
meter of 6mm or 8mm hose,  
coupling included.

**HRM200-6-AS-PRO**

See Page 237



**MOBI® ROLL**  
MOBI® ROLL Trolley  
filter filled with  
demineralising resin  
**FP-MOBI-T0835-02**



**STREAMLINE®**  
15mtr of 6mm  
Microbore Hose  
**S06YW-KIT015-0113**  
  
AHA-H6 Hoselock  
hose connector



**TDS METER**  
Handheld TDS  
meter to measure  
water quality  
**TDS1**



**STREAMLINE®**  
Hi-Lo 25cm brush  
complete with  
pencil jets  
**V-SBH25-M**

**ECOLITE®**  
20ft glass fibre  
pole (OVA8® or  
other poles optional)  
**GXTEL5200R**

Hose kit to  
connect filter  
to mains tap  
**FP-MOBI-KIT-014344**



Hose kit to  
connect pole  
to filter  
**FP-MOBI-KIT-014244**



## MOBI® SK09 Trolley Kit

The **MOBI® ROLL** Trolley kit is perfect for wheeling around your **MOBI®** vessel with ease, with a handle for pulling and a sturdy frame to keep the vessel in place when stationary.

Filled with demineralising resin, these filters produce instant pure water for applications where a spot-free rinse is required, such as cleaning glass, windows, frames, conservatory roofs, solar panels, etc.

## Recommended for...

The **MOBI® ROLL** DI system is recommended for commercial users situated in a soft water area up to 150ppm. Suitable to produce 2,000 litres of pure water at 100ppm.

## ADD HOSE REEL TO YOUR KIT

**HRM150-8-UA**

Metal Hose Reel -  
Freestanding - C/W - 50m  
of 8mm Ecoline Hose -  
unassembled



## ADD AN ADDITIONAL 25LTR DI RESIN BAG

**MB115**



PART NO

**SK092-252-011**

ITEM

SK09 FILTERPLUS® MOBI® Trolley DI Starter Kit with 20ft reach Telescopic Pole and Hi-Lo Brush





**Scan Here**  
to shop online  
for the latest prices



### Pole Options

- **ECOLITE™** Pole Complete 3-Section 22 foot Reach (GXTEL5200R)
- **ECOLITE™** Pole Complete 6-Section 34 foot Reach (GXTEL9400R)
- **STREAMLINE® OVA8®** Carbon Pole 7 section, 35 foot long for 38 foot reach, ECOLINE™ (OV35-30-E)
- **STREAMLINE® OVA8®** Carbon Pole 9 section, 45 foot long for 48 foot reach, ECOLINE™ (OV45-30-E)



### MOBI® MIDGET

RODI trolley  
filtration system

Lithium Ion Powered:

**FP-TR1200L-02-SS**

Electric Powered 2000GPD

**FP-TR2000-03-SS-EU**

Electric Powered 3000GPD

**FP-TR3000-03-SS-EU**



### TDS METER

H M Digital Handheld  
TDS/Temperature Meter  
With Carrying Case

**TDS1**


### Add a replacement filter

PART NO	ITEM
<b>R-MK600</b>	MOBI® Midget Dual 300GPD Membrane Housing Kit (x2 required)
<b>CF10-F-001</b>	FILTERPLUS® Carbon Block 10" Cartridge
<b>FH2CR-10</b>	ECO 10" Cartridge filled with MB115 resin

### ADD HOSE REEL TO YOUR KIT

**HRM300-T12-AS**

Metal Hose Reel - Wheeled  
- HRM3 C/W 100m  
of 12mm Extraflex  
Hose - assembled



Hi-Lo 25cm brush  
complete with  
pencil jets  
**V-SBH25-M**

**ECOLITE™**  
20ft glass fibre  
pole (OVA8® or  
other poles optional)  
**GXTEL5200R**

### MOBI Midget Kits

The **MOBI® MIDGET** mobile reverse osmosis filtration system, for purifying water on demand in hard water areas.

- Compact stainless steel frame
- Easy change, pre-filtration and final polishing all on board to ensure spot-free cleaning
- Stainless hoselock-type couplings for long life
- Handheld Inline TDS meter for accurate water checks
- Battery powered trolley with charger

Where there is access to both water and mains power, the **MOBI® MIDGET** trolley will produce enough water and pressure for a single operator to clean up to 72ft. This unit is capable of producing up to 3.8ltrs per minute. The battery will run for 8-hrs consistently from a full charge and take up to 8-hrs to fully charge.

### Recommended For...

The **MOBI® MIDGET** RODI trolley system is recommended for commercial users situated in a hard water area up to 500ppm

PART NO.	ITEM
<b>SK822-252-011</b>	MOBI® MIDGET Package Complete with: GXTEL5200R (22ft Reach)
<b>SK822-294-011</b>	MOBI® MIDGET Package Complete with: GXTEL9400R (34ft Reach)
<b>SK822-910-011</b>	MOBI® MIDGET Package Complete with OV35-30-E (38ft Reach)
<b>SK822-914-011</b>	MOBI® MIDGET Package Complete with OV45-30-E (48ft Reach)





Scan Here  
to shop online  
for the latest prices



**MOBI® MAXI**  
Electric Powered RO  
System 2000GPD  
**FP-TR2000-SS-EU**



**TDS METER**  
H M Digital Handheld  
TDS/Temperature Meter  
With Carrying Case  
**TDS1**

#### ADD HOSE REEL TO YOUR KIT

**HRM300-T12-AS**

Metal Hose Reel - Wheeled  
- HRM3 C/W 100m  
of 12mm Extraflex  
Hose - assembled



#### ADD A REPLACEMENT FILTER

**FH2CR-10**

ECO 10"  
Cartridge filled  
with MB115 resin



**CF10-F-001**

FILTERPLUS®  
Carbon Block  
10" Cartridge



**STREAMLINE®**  
Hi-Lo 25cm brush  
complete with  
pencil jets  
**V-SBH25-M**

**ECOLITE®**  
20ft glass fibre  
pole (OVA8® or  
other poles optional)  
**GXTEL5200R**

### MOBI® MAXI Kits

The **MOBI® MAXI** portable filtration system is the perfect portable system for window cleaning.

- Compact, robust, stainless steel frame
- Large stainless steel membrane housing, with 4040 **FILTERPLUS®** membrane
- Pressure gauge monitors pressure in membrane housing
- Industrial, 120psi, 230V, fan-cooled booster pump
- Inline TDS meter monitors water quality

**MOBI® MAXI** is the perfect solution for on-site building maintenance teams, window cleaners and facilities managers who need to access remote parts of modern buildings. Providing that there is access to both water and mains power supply (230V), the **MOBI® MAXI** filtration system will produce enough water and pressure for 2 operators to clean up to (72ft) simultaneously. The from court-yards to roof tops.

#### Recommended for

The **MOBI® MAXI** RODI system is recommended for commercial users situated in a hard water area up to 500ppm.

#### Pole Options

- **ECOLITE™** Pole Complete 3-Section 22 foot Reach (GXTEL5200R)
- **ECOLITE™** Pole Complete 6-Section 34 foot Reach (GXTEL9400R)
- **STREAMLINE®** OVA8® Carbon Pole 7 section, 35 foot long for 38 foot reach, ECOLINE™ (OV35-30-E)
- **STREAMLINE®** OVA8® Carbon Pole 9 section, 45 foot long for 48 foot reach, ECOLINE™ (OV45-30-E)

Part No.	Item
<b>SK942-252-011-SK92</b>	MOBI® MAXI Package Complete with GXTEL5200R (22ft Reach)
<b>SK942-294-011-SK92</b>	MOBI® MAXI Package Complete with: GXTEL9400R (34ft Reach)
<b>SK942-910-031-SK92</b>	MOBI® MAXI Package Complete with: OV35-30-E (38ft Reach)
<b>SK942-914-031-SK92</b>	MOBI® MAXI Package Complete with: OV45-30-E (48ft Reach)





**STREAMFLO® 25**

Trolley Filtration system, complete with 18inch DI Filter and Lithium Battery

**SF-TR25L-072**

See Page 94 - 95

**STREAMLINE®**

Hi-Lo 25cm brush complete with pencil jets

**V-SBH25-M**

See Page 127

**MINICONE**

Caution cleaning in process  
\*Not included in kit

**MS4**

See Page 265



**STREAMFLO® 25**

Trolley Filtration system, complete with 18inch DI Filter and Lithium Battery

**SF-TR25L-072**



**STREAMLINE®**

Hi-Lo 25cm brush complete with pencil jets

**V-SBH25-M**

**ECOLITE™**

20ft glass fibre pole (OVA8® or other poles optional)

**GXTEL5200R**



Hoselock tap hose connector

**STREAMLINE®**

10mtr link hose, complete with connectors

**S12BK-KIT010-2145**



**TDS METER**

Handheld TDS meter to measure water quality

**TDS1**

**25 Litre Trolley System Kits**

The **STREAMFLO 25** Trolley System, mobile water delivery providing pure water on demand. Simply fill the container with tap water and it's ready to work, producing 0 ppm pure water on demand.

A commercial trolley built for the most demanding tasks, ideal for: professional window cleaners, contract cleaners, shopping centres, hotels, schools, hospitals, nursing homes, public houses, clubs etc.

The battery provides a full day's use (12 hours) and takes 5 hours to fully re-charge. The max flow of the system is 1700gpd (4.5ltrs per minute) with the pump working at 100psi. This system has a digital flow controller to adjust the speed or the pump, allowing the operator to save water.

**Recommended for...**

The **STREAMFLO 25** Trolley System is recommended as a starter package, in soft water areas up to 150ppm. It includes all the tools you need to begin waterfed pole cleaning. Take the water to the window with the **STREAMFLO** Trolley.

PART NO	ITEM
<b>SK272-252-011</b>	STREAMFLO® 25ltr Trolley Package Complete with: GXTEL5200R (22ft Reach)
<b>SK272-294-011</b>	STREAMFLO® 25ltr Trolley Package Complete with: GXTEL9400R (34ft Reach)
<b>SK272-910-031</b>	STREAMFLO® 25ltr Trolley Package Complete with: OV35-30-E (38ft Reach)
<b>SK272-914-031</b>	STREAMFLO® 25ltr Trolley Package Complete with: OV45-30-E (48ft Reach)

**ADD AN ADDITIONAL 25LTR DI RESIN BAG**

**MB115**







**STREAMLINE® OVA8®**  
25ft carbon fibre pole (OVA8® or other poles optional)

**OV25-24-E**

See Page 108 - 109

**STREAMLINE® BRUSH**  
Hi-Lo 25cm brush complete with pencil jets

**V-SBH25-M**

See Page 126

**STREAMFLO® 50**  
Trolley Filtration system, complete with 18inch DI Filter and Lithium Battery

**SF-TR50L-072**

See Page 94 - 95



**STREAMFLO® 50**

Trolley Filtration system, complete with 18inch DI Filter and Lithium Battery  
**SF-TR50L-072**



**STREAMLINE®**

Hi-Lo 25cm brush complete with pencil jets  
**V-SBH25-M**

**ECOLITE™**

20ft glass fibre pole (OVA8® or other poles optional)  
**GXTEL5200R**

PART NO	ITEM
<b>SK472-252-011</b>	STREAMFLO® 50ltr Trolley Package Complete with: GXTEL5200R (22ft Reach)
<b>SK472-294-011</b>	STREAMFLO® 50ltr Trolley Package Complete with: GXTEL9400R (34ft Reach)
<b>SK472-910-031</b>	STREAMFLO® 50ltr Trolley Package Complete with: OV35-30-E (38ft Reach)
<b>SK472-914-031</b>	STREAMFLO® 50ltr Trolley Package Complete with: OV45-30-E (48ft Reach)

**ADD AN ADDITIONAL 25LTR DI RESIN BAG**

**MB115**



Hoselock tap hose connector

**STREAMLINE®**

10mtr link hose, complete with connectors  
**S12BK-KIT010-2145**



**TDS METER**

Handheld TDS meter to measure water quality  
**TDS1**

**50 Litre Trolley System Kits**

The **STREAMFLO® 50** Trolley System, mobile water delivery providing pure water on demand. Simply fill the container with tap water and it's ready to work, producing Oppm pure water on demand.

Commercial trolley built for the most demanding tasks, ideal for: professional window cleaners, contract cleaners, shopping centres, hotels, schools, hospitals, nursing homes, public houses, clubs etc.

The battery provides a full day's use (12 hours) and takes 5 hours to fully re-charge. The pump works at 100psi. This system has a digital flow controller to adjust the speed of the pump, allowing the operator to save water.

**Recommended For...**

The **STREAMFLO® 50** Trolley System is recommended as a commercial package, for use in soft water areas up to 150ppm. Ideal for the commercial cleaner to take water into difficult places including shopping centres, hotels, schools, hospitals etc. where trailing hoses are an issue!





**STREAMLINE® BRUSH**  
Hi-Lo 25cm brush  
complete with  
pencil jets


**V-SBH25-M**  
See Page 126

**STREAMLINE® OVA8®**  
25ft carbon fibre  
pole (OVA8® or  
other poles optional)


**OV25-24-E**  
See Page 108 - 109

**STREAMFLO® 120**  
Trolley Filtration system,  
complete with  
18inch DI Filter


**SF-BP120L-072**  
See Page 92 - 93




**STREAMFLO® 120**  
Filtration system,  
complete with  
18inch DI Filter  
**SF-BP120L-072**



**TDS METER**  
Handheld TDS meter to  
measure water quality  
**TDS1**




**STREAMLINE®**  
Hi-Lo 25cm brush  
complete with  
pencil jets  
**V-SBH25-M**



**ECOLITE®**  
20ft glass fibre  
pole (OVA8® or  
other poles optional)  
**GXTEL5200R**

**ADD AN ADDITIONAL  
25LTR DI RESIN BAG**



**MB115**

**120 Litre Trolley System Kits**

The **STREAMFLO® 120** Trolley System, complete with DI filter is perfect for providing pure water on demand. Simply fill the container with tap water and it's ready to work, producing 0 ppm pure water on demand.

Commercial trolley built for the most demanding tasks, ideal for: professional window cleaners, contract cleaners, shopping centres, hotels, schools, hospitals, nursing homes, public houses, clubs etc.

The battery will work 12 hrs consistently on full charge, which takes 5hrs to fully charge. The max flow of the system is 1700gpd (4.5ltrs per minute) with the pump working at 100psi. This system has a digital flow controller to adjust the speed or the pump, allowing the operator to save water.

PART NO	ITEM
SK772-252-011	STREAMFLO® 120ltr Trolley Package Complete with: GXTEL5200R (22ft Reach)
SK772-294-011	STREAMFLO® 120ltr Trolley Package Complete with: GXTEL9400R (34ft Reach)
SK772-910-031	STREAMFLO® 120ltr Trolley Package Complete with: OV35-30-E (38ft Reach)
SK772-914-031	STREAMFLO® 120ltr Trolley Package Complete with: OV45-30-E (48ft Reach)





**HIGHLINE™**  
Gun and 36"  
Lance Assembly

**HP-GL0902**

See Page 181

**HIGHLINE™**  
300mm  
Handheld Hard  
Surface Cleaner  
(Optional Extra)

**HP-HSC300**

See Page 178

**HIGHLINE™ 150**  
Honda powered  
pressure washer  
12lpm, 150bar

**HP-T12150PHR**

See Page 162

### HIGHLINE™ 150

Honda powered  
pressure washer  
12lpm, 150bar  
**HP-T12150PHR**



High pressure  
gutter cleaning  
nozzle  
**HP-TN-250**



High pressure  
turbo attachment  
**HP-GC**



Giraffe 18ft  
glass fibre  
& aluminium  
high pressure  
pole  
**HP-18**

### HIGHLINE™ Pressure Washer Kit

Honda powered pressure washer mounted on a trolley for easy manoeuvrability and capable of meeting the demands of almost any outdoor cleaning task.

High pressure cleaning has a wide variety of applications such as gutters, cladding, wall surfaces, signs, decking, patios, paths and driveways, just to name a few.

#### Recommended for...

This machine is the perfect partner for gutter cleaning applications using telescoping wands or for turbo nozzles, rotary brushes and other attachments where single nozzles are used.

PART NO	ITEM
<b>HP-PACK061</b>	12 Lpm 150 Bar Starter High Pressure Kit

Don't forget,  
for the latest prices shop online at  
**www.streamline.systems**



Contact us on  
**+44 (0)1626 830 830**





**HIGHLINE™**  
22" Stainless  
steel flat  
surface cleaner

**HP-HSC550-SS**

See Page 178

**HIGHLINE™**  
Gun and 36" Lance  
Assembly  
Nozzle not Included\*

**HP-GL0902**

See Page 181

**HIGHLINE™ 207**  
Honda powered  
pressure washer  
15lpm, 207bar

**HP-T15207PHR-G**

See Page 163



**HIGHLINE™ 207**  
Honda powered  
pressure washer  
15lpm, 207bar  
**HP-T15207PHR-G**


22" Stainless  
steel flat  
surface cleaner  
**HP-HSC550**



High pressure  
gutter cleaning  
nozzle  
**HP-TN-250**



High pressure  
turbo attachment  
**HP-GC**



Giraffe 18ft  
glass fibre  
& aluminium  
high pressure  
pole  
**HP-18**

## HIGHLINE™ Pressure Washer Kits

Honda powered pressure washer mounted on a trolley for easy manoeuvrability and capable of meeting the demands of almost any outdoor cleaning task.

High pressure cleaning has a wide variety of applications such as gutters, cladding, wall surfaces, signs, decking, patios, paths and driveways, just to name a few.

### Recommended for...

This machine is the perfect partner for gutter cleaning applications using telescopic wands or for turbo nozzles, rotary brushes and other attachments where multiple nozzles are used. ie. Water brooms and rotary hard surface cleaners etc.

PART NO	ITEM
<b>HP-PACK073</b>	15 Lpm 207 Bar Starter High Pressure Kit

Don't forget,  
for the latest prices shop online at  
**www.streamline.systems**



Contact us on  
**+44 (0)1626 830 830**





Section 3

# Vehicle Package Solutions

Here at **STREAMLINE®**, we have carried out conversions for many industry sectors and have worked hard with clients to maximise their needs whilst creating conversions that work for the user. Typical conversions encompass window cleaning vans, pressure washing vans, multi-purpose welfare vans and many more. Crash tested systems combined with other quality parts form the backbone of these conversions.


## Window Cleaning Vans

**STREAMLINE®** offers a wide range of window cleaning systems, from the world's first flat tank system, the **SMARTANK®** to the traditional stainless steel caged **STREAMLINE®** system. The full range of systems gives you the operator the right kit for your requirements.



## Pressure Washing Vans

Pressure Washing systems installed professionally in a vehicle is something **STREAMLINE®** can offer. Whether it be hot or cold jet washing units, we try to match the right machine to your needs, and then safely securing it to your vehicle.



## Multi-purpose Welfare Vans

Multi-purpose vans are the way forward in the cleaning industry today. One vehicle to suit all cleaning requirements saves time and money, therefore why not speak to us directly, to find out how you can achieve this with your vehicle.



## Van Accessories

Pages 72 - 75

**STREAMLINE®** offers a variety of different van accessories to suit your needs. This creates a perfect opportunity to have a neat and tidy van while making your equipment more accessible. By installing different accessories to your vehicle, you're able to alleviate the issue of loose equipment not being accessible, improving your efficiency







**LIGHTS**

Beacon  
flashing lights  
- Slimline LED  
orange lights

**EXHAUST FUME  
ROOF VENT**

\*Optional

**SAFETY LIGHTS**

\*Optional

**ROOF BARS**

Secure RHINO roof  
bars suitable for  
vehicle chosen  
\*Optional

**TRACKING**

Vehicle  
tracking  
system

**VEHICLE  
GRAPHICS**

i.e. Chapter-8  
chevrons,  
full vehicle wrap,  
brand logos

Van Systems

**ALLOY  
WHEELS**



**A GROWING  
SELECTION  
OF VEHICLE  
ACCESSORIES**

See Page 72 - 75



**PROTECTIVE FLOORING**

Linex protective coat  
flooring - 100% waterproof,  
10-years guarantee



**STORAGE**

Internal modular racking  
for parts & accessories



**SECONDARY FLOOR**

installed to maximise the  
usable van space



**TOW BAR**

Fitted to suit your vehicle



**UNDER BUMPER PORTS**

Fitted to suit your vehicle



**MAXIMISE YOUR SPACE  
with a flat tank system.**







Scan Here  
to see out latest  
van packages

Package deals are more popular than ever. When window cleaners decide to get their new **STREAMLINE®** system installed into a new vehicle, it makes sense to get them financed together as a package.

Package systems are where a new vehicle is packaged with a **STREAMLINE®** system and sometimes poles, hose reels and other ancillaries.

They tend to be popular for three main reasons. Firstly, if you're new to window cleaning, then you'll most likely need a system and vehicle to get up and running. But even if you're a seasoned

pro, most window cleaners want to have a new vehicle, and what better time to get one when purchasing a system?

But it also makes good financial sense to package the two together, as the finance rates available are usually much better for a package deal that includes a vehicle than for just a system on its own.

We've included examples here of some of our most popular combinations, but don't forget that we will tailor each package to your exact requirement. If you'd like to get a personalised quote, just contact us today.

## CITROËN Berlingo

### Blue HDi 1000 Enterprise Dual Operator

The INTER 400 litre reverse osmosis window cleaning set-up is your ideal business starter package. If you're working alone the dual operator system ensures you have a back-up pump and controller if required and allows you to add another user with ease as your business grows.



#### This package price includes:

- Dual Operator **STREAMLINE® INTER 400** Reverse Osmosis + DI System
- Split Charge Pro Relay System for Euro 5/6 Vehicles
- **STREAMLINE® IPR6** Internal Pole Rack system – Internal Roof Mounted
- 4 Port Stainless Steel bumper port bracket c/w stainless male couplings
- Black Linex Polyurethane Waterproof Floor Coating
- Water-proof Internal Poly Lining Kit for Van Walls
- 2 x Freestanding Stainless Steel Hose Reels c/w 8mm / 100m of Hi-vis **STREAMLINE®** hose
- 22ft and 30ft **STREAMLINE® OVA8®** Carbon telescopic poles and brushes
- Internal Work Light
- Full 12 Months **STREAMLINE®** Warranty.



Van Systems

**Finance**  
**36 Months / 10% Deposit**  
**From £592<sup>+VAT</sup>**  
**Per Month**

**Finance**  
**60 Months / 10% Deposit**  
**From £376<sup>+VAT</sup>**  
**Per Month**

**Contract Hire - 36 Months**  
**Fully Maintained**  
**From £406<sup>+VAT</sup>**  
**Per Month**  
(Vehicle Only) / 10,000 Miles Per Annum\*



## CITROËN Dispatch

Blue HDi 1400 Enterprise  
**Dual Operator**

The new Citroën Dispatch and our SMARTANK® 650 Litre Window Cleaning Package, is the most popular business package for the many two-man operators. With these low profile tanks and by installing a false floor, the van load area can still be utilised for a multitude of purposes and the transport of other needed equipment.



## CITROËN Relay

Blue HDi 335  
Professional L3 H2  
**Multi-Purpose**

The STREAMLINE® Multi-Purpose vehicle package is designed to be used on larger commercial cleaning projects; it includes the dual operator STREAMLINE® BRAVO 650I Reverse Osmosis Window Cleaning System complete with the Hotcube High Pressure Washer / Low Pressure Steam cleaning system drawing off the same water tank.



### This package price includes:

- Dual Operator SMARTANK® 650 Reverse Osmosis + DI System
- Secondary Floor Installation with Load Restraint Kit
- Split Charge Pro Relay System
- IPR6 Internal Pole Rack system
- Linex Polyurethane Waterproof Floor Coating
- Water-proof Internal Poly Lining Kit
- Electric Powerdrive Hose Reel + Freestanding Stainless Steel Hose Reel c/w 8mm / 100m
- 22ft and 30ft STREAMLINE® OVA8 Carbon Fibre poles
- Full 12 Months STREAMLINE® Warranty.



### This package price includes:

#### Window Cleaning

- Dual Operator BRAVO 650 Reverse Osmosis + DI System.
- Split Charge Pro Relay System
- 2 x Freestanding Stainless Steel Hose Reels
- 22ft, 40ft & 60ft STREAMLINE® OVA8 Carbon Fibre Poles poles
- IPR6 Internal Pole Rack

#### Pressure Washing / Steam Cleaning

- HIGHLINE™ Diesel Powered Pressure Washer 16Lpm 200Bar - High Pressure + Low Pressure Steam Cleaning
- Hose Reel with Guide and 100m of High Pressure Hose
- HIGHLINE™ Carbon Fibre High Pressure Pole - 42ft Reach
- HIGHLINE™ 22" Stainless Steel Rotary Hard Surface Cleaner with Castors

#### Vehicle Accessories

- Black Linex Polyurethane Waterproof Floor Coating
- Water-proof Internal Poly Lining Kit
- External Amber Warning Light Bar
- Chapter 8 Rear Door Chevron Graphics
- Wind Driven Roof Ventilation
- Welfare Accessories including Sink Unit
- Twin Rack Vehicle Storage System
- Internal Work Lights
- Full 12 Months STREAMLINE® Warranty.



Van Systems

Finance  
36 Months / 10% Deposit

**From £782<sup>+VAT</sup>**  
Per Month

Finance  
60 Months / 10% Deposit

**From £497<sup>+VAT</sup>**  
Per Month

Contract Hire - 36 Months  
Fully Maintained

**From £574<sup>+VAT</sup>**  
Per Month  
(Vehicle Only) / 10,000 Miles Per Annum\*

Finance  
36 Months / 10% Deposit

**From £1,236<sup>+VAT</sup>**  
Per Month

Finance  
60 Months / 10% Deposit

**From £786<sup>+VAT</sup>**  
Per Month

Contract Hire - 36 Months  
Fully Maintained

**From £1,146<sup>+VAT</sup>**  
Per Month  
(Vehicle Only) / 10,000 Miles Per Annum\*



All available with a  
10% Deposit


## FORD Transit Connect

Every Ford Transit is built for purpose and the all-new Transit Connect is no exception. Advanced technologies can keep you connected, entertained, safe and secure, such as Active City Stop, which senses if a low speed collision is imminent and applies the brakes automatically. Tough, practical and reliable.

Load Space	MPG
<b>8.3m<sup>3</sup></b>	<b>42.3</b>
Payload	km CO <sub>2</sub>
<b>1,369kg</b>	<b>162g</b>

### STREAMLINE<sup>®</sup> Compatible Systems

- ECOSTREAM 250
- CLUB 250
- MIDI 350
- INTER 400
- ECOSTREAM 400

## FORD Transit Custom

The Transit Custom sets the benchmark for efficiency and loadspace, improves your productivity and will make a striking impression on your customers.

Load Space	MPG
<b>8.3m<sup>3</sup></b>	<b>46.3</b>
Payload	km CO <sub>2</sub>
<b>1,369kg</b>	<b>162g</b>

### STREAMLINE<sup>®</sup> Compatible Systems

- ECOSTREAM 400
- INTER 400
- CONTRACTOR 500
- BRAVO 650
- SMARTANK<sup>®</sup> 650

## FORD Transit

The all-new Ford Transit is the biggest van in the range. And with a wide choice of wheelbases, cab-styles, roof-heights, engines and more it provides you with an extensive range of options to specify your vehicle. In short, name your business, list your requirements and you'll find a Transit purpose-built for the job.

Load Space	MPG
<b>15.1m<sup>3</sup></b>	<b>42.8</b>
Payload	km CO <sub>2</sub>
<b>2,177kg</b>	<b>179g</b>

### STREAMLINE<sup>®</sup> Compatible Systems

- BRAVO 650
- INTER 800
- MAXI 1000

All available with a  
10% Deposit


## VOLKSWAGEN Caddy

Caddy Maxi is more functional, flexible and versatile than ever before. Standard features including Automatic Post-Collision braking, Side and curtain airbags, Electronic Stability Control and ABS to ensure the highest possible levels of safety.

Load Space	MPG
<b>4.2m<sup>3</sup></b>	<b>58.8</b>
Payload	km CO <sub>2</sub>
<b>734kg</b>	<b>126g</b>

### STREAMLINE<sup>®</sup> Compatible Systems

- ECOSTREAM 250
- CLUB 250
- MIDI 350
- INTER 400

## VOLKSWAGEN Transporter

The sixth-generation of a design icon. Versatile, flexible and packed with new features for better safety, improved comfort and convenience.

Load Space	MPG
<b>9.3m<sup>3</sup></b>	<b>47.9</b>
Payload	km CO <sub>2</sub>
<b>1,301kg</b>	<b>153g</b>

### STREAMLINE<sup>®</sup> Compatible Systems

- ECOSTREAM 400
- INTER 400
- CONTRACTOR 500
- BRAVO 650
- SMARTANK<sup>®</sup> 650

## VOLKSWAGEN Crafter

The all-new Ford Transit is the biggest van in the range. And with a wide choice of wheelbases, cab-styles, roof-heights, engines and more it provides you with an extensive range of options to specify your vehicle. In short, name your business, list your requirements and you'll find a Transit purpose-built for the job.

Load Space	MPG
<b>17.0m<sup>3</sup></b>	<b>42.2</b>
Payload	km CO <sub>2</sub>
<b>2,554kg</b>	<b>176g</b>

### STREAMLINE<sup>®</sup> Compatible Systems

- BRAVO 650
- INTER 800
- MAXI 1000



All available with a  
**10% Deposit**



### CITROEN Berlingo

"A most practical and useful van..."

Load Space	MPG
<b>3.7m<sup>3</sup></b>	<b>62.8</b>
Payload	km CO <sub>2</sub>
<b>885kg</b>	<b>118g</b>

#### STREAMLINE<sup>®</sup> Compatible Systems

- ECOSTREAM 250
- CLUB 250
- MIDI 350
- INTER 400
- ECOSTREAM 400

### CITROEN Dispatch

"This van offers everything I need and is a pleasure to work from. A fantastic deal too..."

Load Space	MPG
<b>7m<sup>3</sup></b>	<b>44.1</b>
Payload	km CO <sub>2</sub>
<b>1,400kg</b>	<b>168g</b>

#### STREAMLINE<sup>®</sup> Compatible Systems

- ECOSTREAM 400
- INTER 400
- CONTRACTOR 500
- BRAVO 650
- SMARTTANK<sup>®</sup> 650

### CITROEN Relay

"This van has the determination to accompany professionals to their limits..."

Load Space	MPG
<b>17m<sup>3</sup></b>	<b>38.2</b>
Payload	km CO <sub>2</sub>
<b>1,995kg</b>	<b>195g</b>

#### STREAMLINE<sup>®</sup> Compatible Systems

- BRAVO 650
- INTER 800
- MAXI 1000

**Purchasing, leasing or hiring options available for all.**

Fuel consumption figures based on combined cycle without wash system installed. Figures achieved under official EU test conditions. Intended as a guide for comparative purposes only. Figures may not be reflected in actual on-the-road driving conditions.

All available with a  
**10% Deposit**



### RENAULT Kangoo

The Renault Kangoo Van has been especially designed to meet the needs of professionals, whatever business environment. With panel van, crew van and zero emission versions, the Kangoo can be adapted to your every demand, offering a wide range of custom-built and practical solutions. With its aerodynamic design, efficient engines, high levels of comfort and safety, and the latest on-board technology, the Kangoo is a hard to beat.

Load Space	MPG
<b>4.2m<sup>3</sup></b>	<b>58.8</b>
Payload	km CO <sub>2</sub>
<b>734kg</b>	<b>126g</b>

#### STREAMLINE<sup>®</sup> Compatible Systems

- ECOSTREAM 250
- CLUB 250
- MIDI 350
- INTER 400

### RENAULT Traffic

The Traffic Van has been specifically designed to meet the needs of professionals, whatever their business environment. In panel van, crew van and passenger versions, the Traffic can be adapted to your every demand, offering a wide range of custom-built and practical solutions, plus the ability to create other variations using the Platform Cab version as a base.

Load Space	MPG
<b>9.3m<sup>3</sup></b>	<b>47.9</b>
Payload	km CO <sub>2</sub>
<b>1,301kg</b>	<b>153g</b>

#### STREAMLINE<sup>®</sup> Compatible Systems

- ECOSTREAM 400
- INTER 400
- CONTRACTOR 500
- BRAVO 650
- SMARTTANK<sup>®</sup> 650

### RENAULT Master

The Master Van has been specifically designed to adapt to the most demanding requirements

Load Space	MPG
<b>17.0m<sup>3</sup></b>	<b>42.2</b>
Payload	km CO <sub>2</sub>
<b>2,554kg</b>	<b>176g</b>

#### STREAMLINE<sup>®</sup> Compatible Systems

- BRAVO 650
- INTER 800
- MAXI 1000

Scan here to see our latest packages





All available with a  
10% Deposit


### VAUXHALL Combo

Every way you look at the Vauxhall Combo you'll find the perfect compact van. With a choice of lengths, a wide load floor, high payload, low or high roof and much more, Combo offers you maximum flexibility in space and carrying power.

Load Space	MPG
4.2m <sup>3</sup>	58.9
Payload	km CO <sub>2</sub>
1000kg	126g

#### STREAMLINE<sup>®</sup> Compatible Systems

- ECOSTREAM 250
- CLUB 250
- MIDI 350
- INTER 400

### VAUXHALL Dispatch

The Vauxhall Vivaro Van has been specifically designed to meet the needs of professionals, whatever their business environment. In panel van, crew van and passenger versions, the Vivaro can be adapted to your every demand, offering a wide range of custom-built and practical solutions, plus the ability to create other variations using the Platform Cab version as a base.

Load Space	MPG
8.6m <sup>3</sup>	44.1
Payload	km CO <sub>2</sub>
1,281kg	155g

#### STREAMLINE<sup>®</sup> Compatible Systems

- ECOSTREAM 400
- INTER 400
- CONTRACTOR 500
- BRAVO 650
- SMARTANK<sup>®</sup> 650
- INTER 800

### VAUXHALL Movano

Big. Strong. And Versatile. That's Movano. With an extensive range of models that give you more of what you need from a commercial vehicle. Four load lengths. Three roof heights. Larger load volumes. Higher gross vehicle weights and gross combination weights. Plus a choice of front-wheel drive, single rear-wheel drive or twin rear-wheel drive variants

Load Space	MPG
14.1m <sup>3</sup>	40.9
Payload	km CO <sub>2</sub>
2,254kg	176g

#### STREAMLINE<sup>®</sup> Compatible Systems

- BRAVO 650
- INTER 800
- MAXI 1000


All available with a  
10% Deposit


### PEUGEOT Partner

The latest generation of the Peugeot Partner van sets the benchmark in the small vans market with fantastic levels of quality and comfort. The Partner van thrives in and around town with highly responsive steering and a number of practical loading solutions, however it also thrives on larger and longer jobs with class leading payloads up to one tonne and space for two Europallets on all panel vans

Load Space	MPG
4.4m <sup>3</sup>	40.9
Payload	km CO <sub>2</sub>
1000kg	176g

#### STREAMLINE<sup>®</sup> Compatible Systems

- ECOSTREAM 250
- CLUB 250
- MIDI 350
- INTER 400

### PEUGEOT Expert

The Peugeot Expert projects an impressive professional image for you business. Sleek and modern, the aerodynamic body lines of the Peugeot Expert conceal a vast and ultra-functional loadspace

Load Space	MPG
4.6m <sup>3</sup>	51.4
Payload	km CO <sub>2</sub>
1400kg	133g

#### STREAMLINE<sup>®</sup> Compatible Systems

- ECOSTREAM 400
- INTER 400
- CONTRACTOR 500
- BRAVO 650
- SMARTANK<sup>®</sup> 650

### PEUGEOT Boxer

The Master Van has been specifically designed to adapt to the most demanding requirements

Load Space	MPG
17.0m <sup>3</sup>	41.5
Payload	km CO <sub>2</sub>
1,900kg	158g

#### STREAMLINE<sup>®</sup> Compatible Systems

- BRAVO 650
- INTER 800
- MAXI 1000

Scan here  
to see  
our latest  
packages






# Vehicle Hire Solutions

Not ready to commit to purchasing a fully kitted out window cleaning van? Or perhaps you only require a van for a limited period? Instead of buying a full turn-key package we can offer Vehicle Hire on a short or long-term basis.

We are pleased to be able to offer our Window Cleaning Vans for you to hire if you aren't in a position to purchase, or if you only require a van for a short period of time.

## There are lots of benefits to vehicle hire including:

- Having the equipment, you require quickly without a large cash investment.
- Allowing you to keep existing credit lines open.
- You can use other funding for working capital allowing you to maintain a healthy business.
- Fixed payment terms allow for easy budgeting and fixed overheads.
- Pay as you gain the benefit, not before.
- Equipment pays for itself with immediate return on investment.
- Having the equipment, you need, not the equipment your budget limits you to.
- Having total peace of mind knowing you have a full back-up service on all the equipment should things go wrong.

Our hire van package includes the latest models (subject to availability) professionally installed with a **STREAMLINE®** water delivery unit with pumps and controllers, metal hose reel with 100m of **STREAMLINE®** Minibore delivery hose, leisure battery and split charge relay system, polyurethane floor coating, pole racks and a bumper port.

Filtration options, water fed poles, water heating systems and other accessories are available for hire at an additional cost.

RFL and vehicle maintenance expenses are included, excluding fuel.

## Not seeing exactly what you require?

We are more than happy to discuss bespoke packages, including size and make of van, types of equipment and accessories, and hire period options. Please get in contact with us if you would like to discuss these options further.

## Provisions

- All figures provided are subject to account approval.
- All amounts quoted are exclusive of VAT which must be added at the going rate.
- The above figures do not include insurance cover on van and/or contents.

A valid insurance certificate must be provided ahead of delivery / collection of the hire van.

Call today on  
**+44 (0)1626 830 830**  
For the latest rates

Visit our website  
**www.streamline.systems**



For the latest prices visit: [www.streamline.systems](http://www.streamline.systems)





Section 4

# Vehicle Mounted Systems

Here at **STREAMLINE®**, we try and simplify your cleaning tasks as much as possible, giving you the option of cold and hot water systems to provide you with high-quality cleaning equipment to fulfil your needs. All of our tanks are baffled to restrict water movement in transit.

## **SMARTANK®**

**Pages 50 - 55**

The **SMARTANK®** is a very compact system designed for efficiency. Various pump and filter combinations are available.



## **ECOSTREAM™**

**Pages 58 - 61**

The **ECOSTREAM™** range of tank systems represent excellent value for money as they can be fixed into vehicles permanently without the need of a stainless steel frame to do so.



## **Water Filtration Tanks**

**Pages 62 - 65**

**STREAMLINE®** water filtration systems are designed to be used for window cleaning, solar panel cleaning, boat cleaning etc. where a spot-free finish is essential. To achieve this, the system has a series of filters to produce pure water with a reading of 0 ppm. However, the filters require maintenance from time to time to maintain optimum efficiency.



## **HEATWAVE™**

**Pages 66 - 71**

**HEATWAVE™** water heater systems use diesel from either the vehicle's fuel tank or a separate tank that can be filled with red diesel for economy. The greatest benefit of this superb kit to the cleaning contractor is reduced cleaning times, as hot water cuts through dirt, snail trails, fly spots, spider webs etc. far easier than using cold water.






**The SMARTANK® is a very compact system designed for efficiency. Various pump and filter combinations are available and can be offered as single or twin user options.**

Being modular in design, these tanks can be fixed into vehicles utilising a metal flange, as opposed to traditional systems which use whole metal frames. With the equipment cabinet mounted at the front of the tank, at the door opening, operation has never been easier ... and with pumps, controllers and filters easily accessible, via the opening of the cabinet, maintenance and filter changes are simple and quickly achieved.

All tanks are baffled to restrict water movement in transit. With a height of less than 400mm these tanks offer safe, low centre of gravity van systems, while taking up minimal van space. With these low level tanks and by installing a false floor, the van load area can still be utilised for a multitude of purposes and transit of other needed equipment. Various pump and filter combinations are available. Alternatively, the tank can be used simply for water delivery only.

## Features

- **SMARTANK®** system offers low centre of gravity and a safe means of water transport.
- Flat tank design with a false floor (able to hold up to 250 kg) maximises van load area usage.
- Pumps run on 12 volt power, making them safe, quiet running and low cost to maintain.
- Flow controllers reduce water usage to a bare minimum.
- **SMARTANK®** system presents a professional image to your clients.
- Waterfed poles with brush head options eliminate the need for steps / ladders. Utilising a waterfed system can reduce cleaning time by more than half, increasing operator efficiencies.
- Available in 400, and 650 litre options



Van Systems

The **STREAMLINE® SMARTANK®** has been crash tested at the test centre of Horiba Mira, who are an independent automotive engineering consultancy.

The vehicle was fitted with a **SMARTANK®** 650 system, which was filled with water to its maximum capacity. The vehicle was then towed on a rail system at a speed of 30 miles per hour, into a solid concrete block, assimilating a head on collision.

The vehicle reached its maximum speed within two seconds and was guided into its obstacle. On impact, we saw the effects of the water tank rupturing and spilling the contents, mostly, out the back of the vehicle.



Scan here  
to view our crash test  
videos on YouTube



## SMARTANK<sup>®</sup> 400

The **SMARTANK** 400 Litre is a very compact system designed for efficiency. Various pump and filter combinations are available.



### SMARTANK<sup>®</sup> 400

The **SMARTANK** 400 Litre Delivery System with Pump and Controller

### SMARTANK<sup>®</sup> 400DI

The **SMARTANK** 400 Litre Delivery System with Pump and Controller

DI

### SMARTANK<sup>®</sup> 400RODI

The **SMARTANK** 400 Litre Delivery System with Pump and Controller

RODI

Height



438mm

Length



1670mm

Width



1220mm

Weight / Dry



85kg

Weight / Wet



485kg



## SMARTANK<sup>®</sup> 650

The **SMARTANK** 650 Litre is a very compact system designed for efficiency. Various pump and filter combinations are available.



### SMARTANK<sup>®</sup> 650

The **SMARTANK** 650 Litre Delivery System with Pump and Controller

### SMARTANK<sup>®</sup> 650DI

The **SMARTANK** 650 Litre Delivery System with Pump and Controller

DI

### SMARTANK<sup>®</sup> 650RODI

The **SMARTANK** 650 Litre Delivery System with Pump and Controller

RODI

Height



438mm

Length



2100mm

Width



1220mm

Weight / Dry



95kg

Weight / Wet



746kg





**Prebuilt and plumbed kit ready for installation.**

**Can be permanently or temporarily installed into a van.**

This new SMARTANK® design features a coated galvanised skid for the tank and offering you the option of either a 450ltr or 600ltr tank. One of the skid's advantages is that it contains forklift holes, for allowing users to forklift the SMARTANK® into their vans making it a totally portable independent system.

The SMARTANK® is delivered as a pre-assembled and plumbed kit that is ready to use, this allows the Smartank skids to be put permanently or temporarily in a van, depending on the needs of the users.

### Features

- Slots for Forklifting
- Plenty of mounting holes
- Single or double user
- Secondary floor available (with all the features)
- Can mount hose reels on the floor



**Scan Here**  
to shop online  
for the latest prices

Visit our website  
[www.streamline.systems](http://www.streamline.systems)




**400Ltr**

Height  
  
491mm

Length  
  
1671mm

Width  
  
1207mm

Weight  
  
49.2kg



**650Ltr**

Height  
  
491mm

Length  
  
2090mm

Width  
  
1207mm

Weight  
  
57.3kg

PART NO	ITEM
<b>SKD-SMT400-50</b>	SMARTANK® 400 Skid with RODI filtration, Twin Pump and Controller, Charger Port, Secondary Floor
<b>SKD-SMT400-50-H</b>	SMARTANK® 400 Skid with RODI filtration, Twin Pump and Controller, Charger Port, Secondary Floor, Fixed Reels with 100m 8mm Hose
<b>SKD-SMT650-50</b>	SMARTANK® 650 Skid with RODI filtration, Twin Pump and Controller, Charger Port, Secondary Floor
<b>SKD-SMT650-50-H</b>	SMARTANK® 650 Skid with RODI filtration, Twin Pump and Controller, Charger Port, Secondary Floor, Fixed Reels with 100m 8mm Hose



# NEW COMBI™ 325

Its compact design makes this unique product suitable for smaller van installations. With ingenuity and innovation combined into one system, the **COMBI™ 325** is the first of its kind.

Designed to either incorporate our **STREAMFLO®** 25-litre trolley system as a power unit or supplied as a 5-stage RODI filtration unit with lithium-ion battery technology, the design is totally unique to the window cleaning market.

Park our **STREAMFLO®** 25ltr trolley into the tank recess and use the trolley's pump and filter to deliver pure water from the tank.

Alternatively the **COMBI™ 325** tank can be supplied fully kitted with RODI and twin pump and controller configuration.

Either way, the **COMBI™ 325** provides a safe and professional image to your van, and maximises van space.

An optional 17-litre solution tank is available if required.

## Features

- Bespoke tank with baffles and Z-flange designed for van installations
- Unique concept of utilizing STREAMFLO® 25 trolley to power delivery of pure water
- Alternatively fitted with RODI and twin pump and controller configuration
- Hose reel with 100-metres of hose

### RODI version has the following additional features:

- Rechargeable lithium-ion batteries
- Twin pumps and digital V16 controllers
- Prefilters and twin membranes with flushing tap for efficient pure water production
- Inline dual TDS meter



**Scan Here**  
to shop online  
for the latest prices



## Weights & Dimensions

Height



870mm

Length



1105mm

Width




848mm

Max Weight



100kg



PART NO	ITEM
<b>COMBI325</b>	COMBI™ 325 Double Operator Delivery System
<b>COMBI325-RODI</b>	COMBI™ 325 Double Operator Reverse Osmosis Filter System
<b>COMBI325-TR</b>	COMBI™ 325 Single Operator Resin Bead Filter System, with Portable Trolley

PART NO	ITEM
<b>TNK-CT017N</b>	17 Ltr Tank Only

## Add a replacement filter

PART NO	ITEM
<b>DF10-F-001</b>	FILTERPLUS® 10" Sediment Cartridge
<b>CF10-F-001</b>	FILTERPLUS® Carbon Block 10" Cartridge
<b>S-MRO-4021-F</b>	21" FILTERPLUS® Membrane



# STREAMLINE<sup>®</sup> ECOSTREAM<sup>™</sup>

It doesn't cost much to have a professional image

New for  
2022

The ECOSTREAM<sup>™</sup> range of tank systems represent excellent value for money as they are modular in design and can be fixed into vehicles permanently without the need of a stainless steel frame to do so. This allows significant savings to be made over traditional systems, without compromising on the professional image that window cleaners always strive for.

All tanks are baffled to restrict water movement in transit. The tanks also allow for pump, controller, filter and hose reel components to be fitted directly to them, ensuring best use of the compact designs and maximising van space.

There are packages designed to suit every need from straight forward water delivery units, i.e. pump and controller only, to demineralising and reverse osmosis systems or a combination of both, depending on customers' requirements.

Added to this comprehensive offering is a range of hose reel options to make the ECOSTREAM<sup>™</sup> Tank Systems probably the most versatile and cost effective van mounted systems on the market today!



TANK SIZE	DESCRIPTION	WEIGHT
<b>375 Litre Systems</b>		
<b>ECO375-02</b>	ECOSTREAM <sup>™</sup> 375 Ltr System with Pump, Controller and 50-mtr Hose Reel	57.5kg
<b>ECO375-03</b>	ECOSTREAM <sup>™</sup> 375 Ltr System with Pump, Controller and 100-mtr Hose Reel	75.5kg
<b>ECO375DI-02</b>	ECOSTREAM <sup>™</sup> 375 Ltr System with Pump, Controller, DI Filter & 50-mtr Hose Reel	65.5kg
<b>ECO375DI-03</b>	ECOSTREAM <sup>™</sup> 375 Ltr System with Pump, Controller, DI Filter and 100-mtr Hose Reel	83kg
<b>500 Litre Systems</b>		
<b>ECO500-02</b>	ECOSTREAM <sup>™</sup> 500 Ltr System with Pump, Controller and 50-mtr Hose Reel	69kg
<b>ECO500-03</b>	ECOSTREAM <sup>™</sup> 500 Ltr System with Pump, Controller and 100-mtr Hose Reel	86.5kg
<b>ECO500DI-02</b>	ECOSTREAM <sup>™</sup> 500 Ltr System with Pump, Controller, DI Filter and 50-mtr Hose Reel	77kg
<b>ECO500DI-03</b>	ECOSTREAM <sup>™</sup> 500 Ltr System with Pump, Controller, DI Filter and 100-mtr Hose Reel	94.5kg

## ECOSTREAM<sup>™</sup> 375L



Maximum 75.5kg  
Maximum With DI 83kg



New for  
2022

The ECOSTREAM<sup>™</sup> 375ltr is ideal for the smaller domestic van and vehicles. This ECOSTREAM<sup>™</sup> 375ltr takes up minimal internal vehicle space. Even in smaller vehicles, these tanks components are located inside the tank footprint, this, however, provides you space for additional equipment. The tanks are baffled to limit water movement while in transport. As a compact construct, the tanks are equipped with a pump, controller, filter, and hose reel, resulting in a nice and tidy finish while also maximising your vehicle space.

The ECOSTREAM<sup>™</sup> 375ltr tank with either the 50-mtr hose reel or the 100-mtr hose reel are the two primary options for you to consider.


### Features

- 375 litre baffled tank.
- All components housed neatly on the tank
- Single **STREAMFLO**<sup>®</sup> 100 PSI pump with **STREAMLINE**<sup>®</sup> digital controller
- Robust metal hose reel with lock mechanism
- 1 x **STREAMLINE**<sup>®</sup> SFC16 Digital Controller with battery voltage level
- 1 x **STREAMFLO**<sup>®</sup> Pump 12v 100PSI /4.5LPM c/w Inline Filter
- 1 x **STREAMLINE**<sup>®</sup> Lithium-ion compact removable battery with USB port to charge your phone (7-8 hour continuous run time / 5 hours charge time)
- 1 x Fixed hose reel with 50m of 6mm **STREAMLINE**<sup>®</sup> hose and microbore couplings or 100m hose.
- 1 x Crash-tested z-profile securing flange



Van Systems





# ECOSTREAM™ 500L

Height



781mm

Width



913mm  
+ DI 1021mm

Length



1353mm

Weight





Maximum 75.5kg  
Maximum With DI 83kg

The **ECOSTREAM™** 500ltr is ideal for the smaller domestic van and vehicles. This **ECOSTREAM™** 500ltr takes up minimal internal vehicle space. Even in smaller vehicles, these tanks components are located inside the tank footprint, this, however, provides you space for additional equipment. The tanks are baffled to limit water movement while in transport. As a compact construct, the tanks are equipped with a pump, controller, filter, and hose reel, resulting in a nice and tidy finish while also maximising your vehicle space.

The **ECOSTREAM™** 500ltr tank with either the 50-mtr hose reel or the 100-mtr hose reel are the two primary options for you to consider.

## Features

- 500 litre baffled tank.
- All components housed neatly on the tank
- Single **STREAMFLO®** 100 PSI pump with **STREAMLINE®** digital controller
- Robust metal hose reel with lock mechanism
- 1 x **STREAMLINE®** SFC16 Digital Controller with battery voltage level
- 1 x **STREAMFLO®** Pump 12v 100PSI /4.5LPM c/w Inline Filter
- 1 x **STREAMLINE®** Lithium-ion compact removable battery with USB port to charge your phone (7-8 hour continuous run time / 5 hours charge time)
- 1 x Fixed hose reel with 50m of 6mm **STREAMLINE®** hose and microbore couplings or 100m hose.
- 1 x Crash-tested z-profile securing flange



50m / 100m  
Hose Reel  
Options

Baffled  
Tank

**NEW**  
DI Vessel  
Available

Mounted Frame

## Component Housing

Pump, Controller and Battery all neatly housed in the tank.

## Hose & Reel

Mounted on the tank resulting in minimum floor spaced used.

## Securing Brackets

Hold the tank secure and bolted through into the chassis.



Van Systems



Simple in design.  
Simple in construction.  
Simple to use.


**STREAMLINE®** water filtration systems are designed to be used for window cleaning, solar panel cleaning, boat cleaning etc. where a spot-free finish is essential. To achieve this, the system has a series of filters to produce pure water with a reading of 0 ppm. However, the filters require maintenance from time to time to maintain optimum efficiency.

TANK SIZE	DESCRIPTION
<b>250 Litre Systems</b>	
<b>CLUB250</b>	250 Litre Resin Bead Filter System Single Operator
<b>CLUB250-RODI</b>	250 Litre Reverse Osmosis Filter System Single Operator
<b>350 Litre Systems</b>	
<b>MIDI350</b>	350 Litre Resin Bead Filter System Single Operator
<b>MIDI350-RODI</b>	350 Litre Reverse Osmosis Filter System Single Operator
<b>400 Litre Systems</b>	
<b>INTER400</b>	400 Litre Delivery System Single Operator
<b>INTER400-DI</b>	400 Litre Resin Bead Filter System Single Operator
<b>INTER400-RODI</b>	400 Litre Reverse Osmosis Filter System Single Operator
<b>500 Litre Systems</b>	
<b>CONTRACTOR500</b>	500 Litre Delivery System Double Operator
<b>CONTRACTOR500-DI</b>	500 Litre Resin Bead Filter System Double Operator
<b>CONTRACTOR500-RODI</b>	500 Litre Reverse Osmosis Filter System Double Operator
<b>650 Litre Systems</b>	
<b>BRAVO650</b>	650 Litre Delivery System Single Operator
<b>BRAVO650-D</b>	650 Litre Delivery System Double Operator
<b>BRAVO650-DI</b>	650 Litre Resin Bead Filter System Single Operator
<b>BRAVO650-D-DI</b>	650 Litre Resin Bead Filter System Double Operator
<b>BRAVO650-RODI</b>	650 Litre Reverse Osmosis Filter System Single Operator
<b>BRAVO650-D-RODI</b>	650 Litre Reverse Osmosis Filter System Double Operator
<b>800 Litre Systems</b>	
<b>INTER800</b>	800 Litre Delivery System Single Operator
<b>INTER800-D</b>	800 Litre Delivery System Double Operator
<b>INTER800-DI</b>	800 Litre Resin Bead Filter System Single Operator
<b>INTER800-D-DI</b>	800 Litre Resin Bead Filter System Double Operator
<b>INTER800-RODI</b>	800 Litre Reverse Osmosis Filter System Single Operator
<b>INTER800-D-RODI</b>	800 Litre Reverse Osmosis Filter System Double Operator
<b>1000 Litre Systems</b>	
<b>MAXI1000</b>	1000 Litre Delivery System Double Operator
<b>MAXI1000-D-DI</b>	1000 Litre Resin Bead Filter System Double Operator
<b>MAXI1000-D-RODI</b>	1000 Litre Reverse Osmosis Filter System Double Operator



- Available in a range of tank sizes and filter specifications to meet your exact requirements
- Fitting service if required
- Reliable **STREAMFLO®** pumps with variable controllers





All **STREAMLINE®** systems are backed with full spares availability and technical support.



# **STREAMLINE** **HEATWAVE™**

## High performing diesel fired hot water system

**HEATWAVE™** water heater systems use diesel from either the vehicle's fuel tank or a separate tank that can be filled with red diesel for economy. The greatest benefit of this superb kit to the cleaning contractor is reduced cleaning times, as hot water cuts through dirt, snail trails, fly spots, spider webs etc. far easier than using cold water.

It is a fact that hot water cleans better than cold water, so why not improve your cleaning results with a **HEATWAVE™** water heater? The greatest benefit of this superb kit to the cleaning contractor is reduced cleaning times, as hot water cuts through dirt, snail trails, fly spots, spider webs etc. far easier than if using cold water.

- Safe to use, diesel-fired water heater which can draw fuel from the vehicles tank
- Built in thermostat
- Compact design for maximum space saving
- Robust powder coated cabinet for long life and no rusting
- Froststat controller with digital reading to prevent the system from freezing and to keep you working
- Can be retrofitted to any pure water system



Van Systems



**Scan Here**  
to shop online  
for the latest prices

Visit our website  
[www.streamline.systems](http://www.streamline.systems)

For the latest prices visit: [www.streamline.systems](http://www.streamline.systems)



Hot Water System 9 kW Single  
& Double Operator Burner



HEATWAVE™ water heater systems use diesel from either the vehicle's fuel tank or a separate remote tank that can be filled with red diesel for economy.

- Benefits of the HEATWAVE™ water heaters include:
- Safe to use, diesel-fired water heater which can draw fuel from the tank
  - Built in thermostat
  - Compact design for maximum space saving
  - Froststat controller with digital reading to prevent the system from freezing and to keep you working
  - Can be retrofitted to any pure water system.
  - Powder coated steel cabinet



Don't forget to add a  
additional battery to  
power system  
See Page 71

Specifications

- 9 kW Diesel Burner
- Fuel Consumption - Approx 1.1 l/h
- Single or double operator use

Height



711mm

Length



320mm

Width



508mm

Dry Weight



32kg

PART NO	ITEM
THERMO2-S	HEATWAVE™ Thermo 2 Complete, Single Operator, Single Heat Exchanger
THERMO2-D	HEATWAVE™ Thermo 2 Complete, Dual Operator, Double Heat Exchanger

THERMO2-S  
THERMO2-D

Hot Water System – 9 kW  
Double Operator Burner



Our Horizontal Hot Water System fits directly under the SMARTANK™ secondary floor, thus saving additional room in your vehicle. The horizontal Heatwave can be fitted in the side door of most vehicles.

HEATWAVE™ water heater systems use diesel from either the vehicle's fuel tank or a separate remote tank that can be filled with red diesel for economy.

Benefits of the HEATWAVE™ water heaters include:

- Safe to use, diesel-fired water heater which can draw fuel from the tank
- Built in thermostat
- Compact design for maximum space saving
- Froststat controller with digital reading to prevent the system from freezing and to keep you working
- Can be retrofitted to any pure water system
- Powder coated steel cabinet

PART NO	ITEM
THERMO2-H	Horizontal HEATWAVE™ Thermo 2 Complete, Dual Operator, Double Heat Exchanger



Don't forget to add a  
additional battery to  
power system  
See Page 71

Specifications

- 9 kW Diesel Burner
- Fuel Consumption - Approx 1.1 l/h
- Double Operator Use

Height



400mm

Length



890mm

Width



290mm

Dry Weight



45kg



## Portable HEATWAVE™ Hot Water Thermo 2 – Double Operator

## THERMO2-P THERMO1-P



**Don't forget to add a  
additional battery to  
power system**  
See Page 71

HEATWAVE™ water heater systems use diesel from either the vehicle's fuel tank or a separate remote tank that can be filled with red diesel for economy.

Benefits of the HEATWAVE™ water heaters include:

- Safe to use, diesel-fired water heater which can draw fuel from in-built fuel tank
- Compact design for maximum space saving
- Froststat controller with digital reading to prevent the system from freezing and to keep you working
- Can be retrofitted to any pure water system
- Powder coated steel cabinet

### Specifications

- 9 kW Diesel Burner (Dual heat exchanger)
- Fuel Consumption - Approx 1.1 l/h
- Single or double operator use
- 12v 110amp battery

Height



711mm

Length



508mm

Width



230mm

Dry Weight



69kg

PART NO	ITEM
THERMO1-P	HEATWAVE™ Thermo 1 Single Operator - Portable
THERMO2-P	HEATWAVE™ Thermo 2 Dual Operator - Portable



### SFC06 Froststat Electronic Controller

To be used in conjunction with the HEATWAVE™ Thermo 1 & 2 hot water systems.

- Prevents hoses and other components from freezing in icy conditions
- Allows fine adjustment of your pump's flow
- Compatible with all 12V pumps and Microbore hose
- Displays battery voltage and water temperature

PART NO	ITEM
SFC06	Froststat Electronic Controller



### Spare HEATWAVE™ Temperature Gauge

PART NO	ITEM
325-021	HEATWAVE™ Temperature Gauge



### Fuel Stand Pipe

PART NO	ITEM
FSP1	Fuel Stand Pipe for fuel containers



### Battery Lead Acid Leisure 12v

PART NO	ITEM
LB110AH	Battery Lead Acid Leisure 12v




### Battery Box, for LB110AH battery Black

PART NO	ITEM
LH110-BK	Battery Box, for LB110AH battery Black



## Steel Bumper Port with nylon female connectors

PART NO	ITEM
<b>SSL2K</b>	Stainless 2 Hole Bracket c/w Nylon Fittings
<b>SSL3K</b>	Stainless 3 Hole Bracket c/w Nylon Fittings
<b>SSL4K</b>	Stainless 4 Hole Bracket c/w Nylon Fittings



## Stainless 2 hole bracket c/w stainless fittings - Push Fit 10mm

PART NO	ITEM
<b>SSL2K-SS</b>	Stainless 2 Hole Bracket c/w Stainless Fittings



## Stainless 3 hole bracket c/w stainless fittings - Push Fit 10mm

PART NO	ITEM
<b>SSL3K-SS</b>	Stainless 3 Hole Bracket c/w Stainless Fittings



## Stainless 4 hole bracket c/w stainless fittings - Push Fit 10mm

PART NO	ITEM
<b>SSL4K-SS</b>	Stainless 4 Hole Bracket c/w Stainless Fittings



## Metal Holder for 5-ltr container

Are you fed up with 5ltr containers falling over and spilling everywhere? Why not restore some order with the **STREAMLINE®** 5L container holder?

This durable 5 litre container holder is designed to keep your solution storage organised, preventing unwanted spillages or damages to your chemical solution. Mounted to a wall in your van or secured elsewhere, it will provide you with the ultimate storage solution for your containers.

Depth	Length	Width	Dry Weight
23.3cm	20cm	15cm	1kg

### Features

- Robust holder for 5-ltr container
- Helps prevent spillages or damages
- Easy to install with pre-set fixing holes
- Fixings included (4x self-tapping pan head screws)

PART NO	ITEM
<b>VG-HW005</b>	Metal Holder for 5ltr Container



## NS Vehicle Rack Hose Holder

This durable stainless steel hose holder helps to keep your van tidy, designed to connect to our VG-BAR load restraint bar.

PART NO	ITEM
<b>VG-RS004</b>	Vehicle Rack Hose Holder







### Vehicle Rack System

With different height units and different length of shelving, you can add or remove shelving to fit your needs, you'll be able to hold multiple tools, from a brush to a hose connector, safe and easily accessible when you need them.

Depth	Length	Width	Dry Weight
			
60cm	90cm	20cm	28kg


PART NO	ITEM
<b>VG-RS125</b>	Vehicle Racking System

### Pole Racks




### Stainless Steel Internal 4 Pole Rack

PART NO	ITEM
<b>IPR4</b>	Internal Pole Rack 4 Pole



### Stainless Steel Internal 6 Pole Rack

PART NO	ITEM
<b>IPR5</b>	Internal Pole Rack 6 Pole



### Internal Pole Rack with Stainless Rollers 6 Pole Rack

PART NO	ITEM
<b>IPR6</b>	Internal Pole Rack with Stainless Rollers



### LED 12v light - cabled

PART NO	ITEM
<b>VG-LED002</b>	LED 12v light (Cabled)



### Amber Beacon 12v for external of van

PART NO	ITEM
<b>VG-BEC001</b>	Amber Beacon 12v



### STREAMLINE® Emergency Van Kit

PART NO	ITEM
<b>PR-EMKIT01</b>	STREAMLINE® Emergency Van Kit



### Spares Kit Box

Including a variety of WFP Spares

PART NO	ITEM
<b>KIT50001</b>	Spares Kit Box including a variety of WFP Spares



## Section 4

# Portable Waterfed Systems

Trailer systems are extremely versatile and allow you to free up the load area in your van or even run your cleaning operation with a car. Options include simple de-ionising resin filter systems, or mini reverse osmosis filter systems for use in hard water areas, fitted and ready to go.

## STREAMLINE® Trailer Systems

Pages 78 - 91

Trailer systems are extremely versatile, allowing you to free up the load area in the back of your van or car for additional equipment. We are able to provide you a bespoke trailer system, which includes pressure washing apparatus, solar panel cleaning kits, or simple bowser delivery units.



## STREAMFLO® Trolley & Barrow Systems

Pages 92 - 97

The **STREAMFLO®** trolley system is perfect for on-site cleaning of windows, gutters, fascias and cladding in and around institutions such as schools, colleges, shopping centres, business parks etc. Trolley systems are able to provide you with Oppm pure water on demand.



## Softwash Trolley Systems

Pages 98 - 103

The Softclean™ trolley system is designed to easily apply AlgoClear Pro Softclean chemical solution liberally and effectively. Stone cleaning, Render cleaning, Roof tile cleaning, Tarmac, Concrete, Timber cleaning, Glass and uPVC cleaning, Poly tunnel cleaning, and sport surfaces are just a few of the applications that the trolley system can be used for.





# Trailer Systems

STREAMLINE® offers a wide range of window cleaning systems, from the world's first flat tank system, the SMARTANK® to the traditional stainless steel caged STREAMLINE® system. The full range of systems gives you the operator the right kit for your requirements.



## 1205

See Page: 80 - 83

**2** Operators

**650** KG Payload

**400** Litre Tank

HEIGHT



1.30M

LENGTH



3.00M

WIDTH



1.6M



## TAV1

See Page: 86 - 87

**1-2** Operators

**650** KG Payload

**400** Litre Tank

HEIGHT



1.22M

LENGTH



1.85M

WIDTH



1.25M



## TAV3

See Page: 88 - 89

**1-2** Operators

**1043** KG Payload

**650** Litre Tank

HEIGHT



1.44M

LENGTH



2.55M

WIDTH



1.48M



## TAV5

See Page: 90 - 91

**1-2** Operators

**1970** KG Payload

**800** Litre Tank

HEIGHT



1.44M

LENGTH



3.15M

WIDTH



1.48M

# 1205 Trailer



Trailer systems are extremely versatile and allow you to free up the load area in your van or even run your cleaning operation with a car. Options include simple delivery units only, de-ionising resin filter systems, or the full 5-stage reverse osmosis boosted filter systems for use in hard water areas.


The small compact BrenderUp 1205 trailer system is an excellent trailer system for on-site. With 13" wheels for ease of towing, lockable ABS lid, gas struts, jockey wheel and tailgate as standard, this is a high-quality trailer specification. As the trailer is unbraked, and 750kg gross payload, there is no BE+1 license required in the UK.

Using the SMARTANK® flat tank systems, the baffled tank ensures the low centre of gravity maximises the stability during transportation. With the equipment cabinet mounted at the front


of the tank, at the door opening, operation has never been easier... and with pumps, controllers and filters easily accessible, via the opening of the cabinet, maintenance and filter changes are simply and quickly achieved.

Operators can adjust the flow rates of the pumps by a digital flow controller, or by a wireless remote controller. This allows the operator to choose powerful flow rates to suit the cleaning job, saving and conserving water when less intense water flow is needed.

These range of trailer systems are suitable for vehicles with towing capacity of 750kg. High capacity baffled tank integrated into lightweight chassis for easy towing. DOT road specification, single axle, integrated lights, and indicators. Supplied with European standard coupling and jockey wheel. Conforms to EU regulations.



Bespoke systems are available to manufacture, including pressure washing apparatus, solar panel cleaning kits, or basic delivery units. Please contact STREAMLINE® for further information.



## Specifications:

- **Water Tank** Pure water Polyethylene tank capacity of 400ltr
- **Operators** 1x or 2x operators via 2x hose reels and 2x 12v 100psi pumps
- **Pump** 6.9Bar, 100psi (12v) Shurflo™ Pumps – 3.8lpm (240lph) max speed
- **Controllers** Digital flow controllers to measure water flow, pressure, and battery voltage. Option to operate by wireless remote controllers if required.
- **Hose Reels** 2x fixed removable hose reels, with 100mtr 8mm STREAMLINE® hoses for optimum reach
- **Filtration** Full 5-stage purification system including pre-filtration (sediment, carbon, granular activated carbon), RO Membrane, and De-Ionising polishing resin. Dedicated 12v booster pump to provide efficient filtration output.
- **Battery** High capacity 12v 200amp gel battery, offers a full working day operation.
- **Charging** Integrated intelligent Numax battery charger, with external charging point, allowing charging onsite if required.





Scan Here  
to shop online  
for the latest prices

Visit our website  
[www.streamline.systems](http://www.streamline.systems)



Being modular in design, the **SMARTANK® 400** can be fixed into trailers utilizing a metal flange as opposed traditional systems using whole metal frames.

With the equipment cabinet mounted at the front of the tank, at the door opening, operation has never been easier...and with pumps, controllers and filters easily accessible, via the opening of the cabinet, maintenance and filter changes are simply and quickly achieved.




Choose your specification:

- Reverse Osmosis filtration for economical water production
- External ports for ease of filling/supply whilst trailer remains locked
- Solenoid valve for auto shut-off to prevent tanks from over filling
- Removable hose reels with 100 metre Microbore Hose



Specifications:

**2** Operators  
**650** KG Payload  
**400** Litre Tank

HEIGHT	LENGTH	WIDTH
 1.30M	 3.00M	 1.60M
GROSS VEHICLE WEIGHT	UNLADEN WEIGHT	CARRYING CAPACITY
750KG	140KG	610KG

Bespoke systems are available to manufacture, including pressure washing apparatus, solar panel cleaning kits, or basic delivery units. Please contact STREAMLINE® for further information.

Features:

- Single axle, BrenderUp Aluminium composite sides for durability, longevity, strength & security
- All steel work galvanised or plated
- Phenolic 12mm resin coated ply floor
- Linex waterproof floor
- Protected rear light clusters
- ABS lid complete with gas struts
- 50mm pressed steel ball coupling (c/w secondary coupling)
- Props stand on drawbar
- 175R13C Radial wheels & tyers



Portable Waterfed Systems

SYSTEM PART NO	OVERALL DIMENSIONS	PAYLOAD	TANK SIZE	DESCRIPTION	NO. OF PUMPS	NO. OF HOSE REELS
1205COMP6-2	305 x 160cm	610 kg	400 litre	SMARTANK® Delivery Bowser Unit	2	2
1205COMP6-DI-2	305 x 160cm	610 kg	400 litre	DI Filtration System	2	2
1205COMP6-RODI-2	305 x 160cm	610 kg	400 litre	SMARTANK® RODI Filtration System	2	2

**Built in an Indespension trailer – clean line, robust construction and ease of use are the principal design features of the TAV. An aluminium based trailer makes them extremely light yet highly durable. The Indespension SuperRide suspension ensures smooth, stable towing even when the trailer is empty.**

These range of trailer systems are suitable for vehicles with towing capacity of 1500kg. High capacity baffled tank integrated into lightweight chassis for easy towing. DOT road specification, single axle, integrated lights, and indicators with brake assist. Supplied with European standard coupling, jockey wheel, 2x rear trailer supports and manual parking brake. Conforms to EU regulations.

Operators can adjust the flow rates of the pumps by a digital flow controller, or by a wireless remote controller. This allows the operator to choose powerful flow rates to suit the cleaning job, saving and conserving water when less intense water flow is needed.



### Water Tank

Pure water Polyethylene tank capacity of 400ltr, 650ltr and 1000ltr

### Operators

2x operators via 2x hose reels and 2x 12v 100psi pumps 6.9Bar, 100psi (12v) Shurflo Pumps - 3.8lpm (240lph) max speed

### Pump

6.9Bar, 100psi (12v) Shurflo™ Pumps - 3.8lpm (240lph) max speed

### Controllers

Digital flow controllers to measure water flow, pressure, and battery voltage. Option to operate by wireless remote controllers if required.

### Hose Reels

2x fixed A-Frame sturdy hose reels, with 100mtr 8mm STREAMLINE® hoses for optimum reach

### Filtration

Full 5-stage purification system including pre-filtration (sediment, carbon, granular activated carbon), RO Membrane, and De-Ionising polishing resin. Dedicated 12v booster pump to provide efficient filtration output.

### Battery

High capacity 12v 200amp gel battery, offers a full working day operation.

### Charging

Integrated intelligent Numax battery charger, with external charging point, allowing charging onsite if required

### Aluminium Frame



Lightweight but strong composite construction to maximise the payload.

### Trailer Supports



2x trailer support creates maximum load capacity when unhitched.

### Secondary Floor



Secondary Floor installed on top of tank, to maximise usable trailer space. (Max load capacity 250kg)

### Lockable doors



Complete with 2x keys, the trailer is kept locked and secure at all times.

### Superide II Suspension



Fully independent axels to help create a smooth ride.

### Towing Eye



Cast iron body delta style coupling, large boss taper roller bearing hubs and Indespension triple lock high security head.



# TAV1 Trailer



## Specifications:

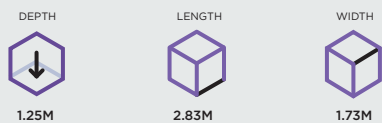
Operators

**1-2** Operators

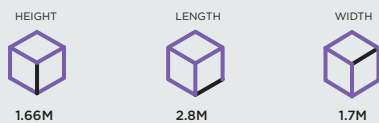
**650** KG Payload

**400** Litre Tank

### Internal Dimensions



### External Dimensions



### Weights

CARRYING  
CAPACITY  
510KG

GROSS VEHICLE  
WEIGHT  
750KG

UNLADEN  
WEIGHT  
240KG

### Suitable for

SMARTANK 400



## Features:

- Single axle, Indespension 'Super Ride' unbraked suspension
- Aluminium composite sides for durability, longevity strength & security
- All steel work galvanised or plated
- Galvanised steel mudguards
- Phenolic 12mm resin coated ply floor
- Protected rear light clusters
- Rear double door loading facility
- Stainless rear door fittings
- Translucent fibre glass roof
- 50mm pressed steel ball coupling (c/w) secondary coupling
- Props stand on drawbar

SYSTEM PART NO	DESCRIPTION
<b>TAV1-SMT-400-2</b>	TAV1 Single Axle Trailer System 400Ltr Tank (No Filtration) 2 Operator
<b>TAV1-SMT-400-RODI-2</b>	TAV1 Single Axle Trailer System 400Ltr Tank (RODI Filtration) 2 Operator

# TAV3 Trailer



## Specifications:

Operators

**1-2** Operators

**1043** KG Payload

**650** Litre Tank

### Internal Dimensions



1.54M



2.59M



1.95M

### External Dimensions



1.97M



3.72M



1.93M

### Weights

CARRYING  
CAPACITY  
1043KG

GROSS VEHICLE  
WEIGHT  
1500KG

UNLADEN  
WEIGHT  
457KG

### Suitable for

SMATANK 650



Portable Waterfed Systems

## Features:

- Single axle, Indespension 'Super Ride' unbraked suspension
- Aluminium composite sides for durability, longevity strength & security
- All steel work galvanised or plated
- Galvanised steel mudguards
- Phenolic 12mm resin coated ply floor
- Protected rear light clusters
- Rear double door loading facility
- Stainless rear door fittings
- Translucent fibre glass roof
- 50mm pressed steel ball coupling (c/w secondary coupling)
- Triple lock anti - theft hitch
- Telescopic jockey wheel

SYSTEM PART NO	DESCRIPTION
<b>TAV3-SMT-650-2</b>	TAV3 Single Axle Trailer System 650Ltr Tank (No Filtration) 2 Operator
<b>TAV3-SMT-650-RODI-2</b>	TAV3 Single Axle Trailer System 650Ltr Tank (RODI Filtration) 2 Operator



# TAV5 Trailer



## Specifications:

Operators

**1-2** Operators

**1970** KG Payload

**650** Litre Tank

### Internal Dimensions

DEPTH



1.54M

LENGTH



3.20M

WIDTH



1.49M

### External Dimensions

HEIGHT



1.97M

LENGTH



4.32M

WIDTH



1.93M

### Weights

CARRYING  
CAPACITY  
2600KG

GROSS VEHICLE  
WEIGHT  
1970KG

UNLADEN  
WEIGHT  
630KG

### Suitable for

SMATANK 650 / BESPOKE HIGH  
PRESSURE SYSTEMS

## Features:

- Twin axle, Indespension 'SuperRide' braked suspension
- Aluminium composite sides for durability, longevity, strength & security
- All steel work galvanised or plated
- Galvanised steel mudguards
- A-Frame drawbar construction
- Phenolic 12mm resin coated ply floor
- Protected rear light clusters
- Rear double door loading facility
- Stainless steel door fittings
- Translucent fibreglass roof
- 50mm cast steel ball coupling (c/w secondary coupling)
- Prop Stands and clamps
- Triple Lock anti-theft hitch
- Telescopic jockey wheel
- Personnel Door

### SYSTEM PART NO

TAV5

### DESCRIPTION

Our TAV5 Indespension trailer can be tailored to suit your needs

# STREAMFLO®

## 120 Litre Barrow

The 120ltr barrow is perfect for on-site cleaning of windows, gutters, fascias and cladding in and around institutions such as schools, colleges, shopping centres, business parks etc. The purpose built 120 litre low profile water tank is mounted on a two wheel trolley with large flat-free tyres offering excellent stability, even when full. Fitted with our **STREAMBOX™** powerpack which includes a 100 PSI pump, Lithium-Ion battery and controller making it a versatile addition to the range.

As standard the complete system includes a 5 metre feed hose with couplers to connect the pump to a pole, and a battery charger to charge the battery. The barrow can also be purchased without a **STREAMBOX™** fitted allowing it to be used in other applications such as mobile pressure washing, water delivery, etc.



Scan Here  
to shop online  
for the latest prices

Contact us on  
**+44 (0)1626 830 830**

### STREAMFLO® 120 Litre

with Digital Controller, Lithium battery & charger

#### PART NO

**SF-B120L-000**

**SF-B120L-000-H** Includes 50mtr Hose & Reel



#### Dimensions

Height



74cm

Length



152cm



Width

68cm

Dry Weight



32kg

#### Applications include:

- Water Delivery
- Window Cleaning
- Plant Watering
- Plus many more.

#### Specifications:

- 100 PSI Pump
- Digital Flow Controller

### STREAMFLO® 120 Litre with DI Filter

6x18 DI Filter, Digital Controller, Lithium Battery & Charger

#### PART NO

**SF-B120L-072**

**SF-B120L-072-H** Includes 50mtr Hose & Reel



#### Dimensions

Height



74cm

Length



152cm

Width



68cm

Dry Weight



32kg

#### Applications include:

- Water Delivery
- Window Cleaning
- Cladding & Fascia cleaning
- Plus many more.

#### Specifications:

- 100 PSI Pump
- Digital Flow Controller



## STREAMFLO® 25 STREAMFLO® 50

The **STREAMFLO® 25** and **STREAMFLO® 50** Trolley Systems, mobile water delivery providing pure water on demand. Simply fill the container with tap water and it's ready to work, producing 0 ppm pure water on demand (version with resin filter only). Commercial trolley built for the most demanding tasks, ideal for: professional window cleaners, contract cleaners, shopping centres, hotels, schools, hospitals, nursing homes, public houses, clubs etc.

Resin capacity to filter up to 2,000 litres\* of pure water. (\*At a starting TDS of 100 ppm. in 25 litre and 50 litre)

### Features

- 25 litre container (approx use – 25 litres of water per house).
- TDS hand-held meter for accurate water quality checks (DI version only).
- Powerful 100 PSI diaphragm pump.
- **STREAMLINE** Flow Controller to maximise flow and save wasting water.
- Easily removable Lithium-ion battery with intelligent charger for efficient recharging (it is recommended that you charge battery frequently, however battery may last 2–3 days, depending on usage). 5 hour charge time / 12 hour continuous run time
- Compact design, with collapsible handle for storing in confined spaces.
- Lightweight frame with handle mounted on the front plate, for easy lifting and handling.
- Puncture proof tyers, for rough terrain.
- DI filtration for fast pure water production.
- Stainless outlet connector with stop valve to save water when disconnected.



**Scan Here**  
to shop online  
for the latest prices

### STREAMFLO® 25

The **STREAMFLO® 25** Litre Trolley System is available in 2 x different options:

- **SF-TR25L-000**: No filtration vessel
- **SF-TR25L-072**: 18" DI Filtration, for standard tap water purification.

#### Specifications:

- Height: 115cm
- Width: 45cm
- (72cm compressed)
- Weight: 31kg (Dry)
- Depth: 65cm

PART NO	ITEM
<b>SF-TR25L-000</b>	STREAMFLO® 25 Litre Trolley with Lithium Ion battery & charger
<b>SF-TR25L-072</b>	STREAMFLO® 25 Litre Trolley with 6 x 18 DI filter, digital controller, Lithium Ion battery and charger
<b>BC4L-TR-ES</b>	Additional Lithium Ion Trolley Battery Charger
<b>LB16AH-L</b>	Lithium Ion Battery. Suit SF-TR25 & SF-TR50 Trolley Range c/w Charger

### STREAMFLO® 50

The **STREAMFLO® 50** Litre Trolley System is available in 2 x different options:

- **SF-TR50L-000**: No filtration vessel
- **SF-TR50L-072**: 18" DI Filtration, for standard tap water purification.

#### Specifications:

- Height: 115cm
- Width: 50cm
- (72cm compressed)
- Weight: 45kg (Dry)
- Depth: 65cm

PART NO	ITEM
<b>SF-TR50L-000</b>	STREAMFLO® 50 Litre Trolley with Lithium Ion battery and charger
<b>SF-TR50L-072</b>	STREAMFLO® 50 Litre Trolley with 6 x 18 DI filter, digital controller, Lithium Ion battery and charger
<b>BC4L-TR-ES</b>	Additional Lithium Ion Trolley Battery Charger
<b>LB16AH-L</b>	Lithium Ion Battery. Suit SF-TR25 & SF-TR50 Trolley Range c/w Charger

### 25 Litre System



**25L**

### 50 Litre System



**50L**

New for  
2022

The **STREAMFLO®** Mini is a compact water delivery unit that makes smaller window cleaning tasks a whole lot easier. Complete with a powerful pump and rechargeable battery, its 12-litre water tank is removable, allowing the stainless steel frame to fold down for easy transportation and storage.

The **STREAMFLO®** Mini can be coupled directly to a waterfed pole and is the perfect answer for window cleaning in areas where trailing hoses are not possible eg. courtyards, atriums, etc.

## Extended

Height



908mm

Length



323mm

Width



243mm

Weight



6kg

## Collapsed

Height



551mm

Length



141mm

Width



243mm



## Features

- Durable and compact design
- Stainless steel folding frame
- 12-litre container
- Rechargeable battery
- Adjustable 4 speed controller
- Powerful 100Psi pump
- Wheels for outdoor use
- Extendable handle



PART NO

SF-TR12-000

ITEM

STREAMFLO® Mini 12Ltr Trolley System with Battery and Charger



Scan Here  
to shop online  
for the latest prices



**STREAMLINE®** has joined forces with AlgoClear SoftClean to bring you packages for the treatment of roofs, walls and general amenity areas. **STREAMLINE®** SoftClean equipment is designed to easily apply AlgoClear Pro liberally and each kit includes a 36" lance for ground and low level applications and an angled adapter nozzle attachment to fit onto a **STREAMLINE®** waterfed pole for high level applications.



### 25ltr Battery powered Softwash Trolley

PART NO	ITEM
<b>SW-T025L-222</b>	25-ltr Battery powered Softwash Trolley with digital controller, lithium battery and charger



Height



Width



Depth



Weight / Dry

115cm

65cm

45cm

35kg

25L

### Spare Softwash Trolley Accessories



### Softclean 36" Lance with Angled Head & Fanjet

PART NO	ITEM
<b>SW-SL050-0900</b>	Softclean 36" Lance with Angled Head and Fanjet

36"



### Softclean 6" Angled Adapter Nozzle with Fanjet

PART NO	ITEM
<b>SW-HW050-06</b>	Softclean 6" Angled Adapter Nozzle with Fanjet

6"

AlgoClear Pro is a high purity quaternary ammonium biocidal detergent designed to decontaminate biological growth on external hard surfaces. AlgoClear Pro is registered with the British Health & Safety Executive and the Irish Pesticide Control Service. It is water soluble and does not smell or leave smears. It breaks down in contact with biomass. The environmental footprint remains local, and limited in time. It is harmless to animals, unless ingested.



### AlgoClear Solution

**STREAMLINE®** has joined forces with AlgoClear SoftClean to bring you packages for the treatment of roofs, walls and general amenity areas.

PART NO	ITEM
<b>SW-ALGO-005</b>	AlgoClear-Pro 5 Litre
<b>SW-ALGO-010</b>	AlgoClear-Pro 10 Litre

### AlgoClear Pro can be used for:

- Stone cleaning
- Render cleaning
- Roof tile cleaning
- Tarmac, concrete, sports surfaces, etc.
- Timber cleaning
- Glass and uPVC cleaning
- Poly tunnel cleaning

It is fast acting, breaks contamination reproductive cycles and acts on 99.9% of microbial life leaving no durable environmental footprint. Applications to most surfaces simply requires a spray with no scrubbing or rinsing required. The procedure can be adapted to the type of contamination.

### Average yield from 1 litre of AlgoClear Pro

Ground	Render	Timber	Glass & Plastics
<b>200m<sup>2</sup></b> Per Litre	<b>40m<sup>2</sup></b> Per Litre	<b>60m<sup>2</sup></b> Per Litre	<b>300m<sup>2</sup></b> Per Litre



### 14" (360mm) STREAMLINE® Brush - Medium Dual Bristle, with 2-nozzle Low Pressure Manifold

PART NO	ITEM
<b>SW-SBF36-MD</b>	Medium Dual Bristle, with 2-nozzle Low Pressure Manifold

New for  
2022

## 120ltr Battery powered Softwash Trolley



120L



### Weights & Dimensions

Height



74cm

Length



152cm

Width



68cm

Weight / Dry




60kg

PART NO	ITEM
SW-B120-022-H	120-ltr Battery powered Softwash Barrow with Chemical Resistant Pump and Hose Reel nozzle

A softwash pole with a variety of extra features including the hidden hose angle adapter, ensuring that the hose stays inside of the pole even if a brush is attached. A single large fanjet nozzle comes as standard on this pole kit. The pole features front facing horizontal clamps and an easy to use shutoff valve at the bottom of the pole.

### Key Features

- Carbon Fibre
- Shut off valve at the base of the pole
- Angle adapter



Pole kit includes an inline tap for flow control, 36cm brush and single nozzle applicator with a selection of four spray tips.

### Softwash Pole Kit comes in 6 different sizes

Part No	No. Of Sections	Closed Length (mm/ft)	Extended Length (mm/ft)	Material
SW-PK007	5	1550	6.7m	Hybrid
SW-PK008	6	1550	7.9m	Hybrid
SW-PK009	7	1550	9.1m	100% Carbon
SW-PK010	8	1550	10.2m	100% Carbon
SW-PK011	9	1550	11.0m	100% Carbon
SW-PK012	10	1550	12.4m	100% Carbon

### Softwash Pole accessories



### Softwash 36" Lance with Angled Head & Fanjet

PART NO	ITEM
SW-VK001	Softwash Pole Valve Kit



### Softwash Spray Nozzle Kit Includes 5 Spray Tips

PART NO	ITEM
SW-NK001	Softwash Spray Nozzle Kit

**Don't forget,**  
for the latest prices shop online at  
**www.streamline.systems**



Contact us on  
**+44 (0)1626 830 830**



New for  
2022

## Injection Box

A portable carry box with a Dosatron chemical dosing unit. This product can mix Algo Clear (or similar) accurately with water at a pre set ratio on demand.

**PLEASE NOTE - Not suitable for use with Sodium Hypochlorite**

### Features

- Portable & functional enclosure with carry handles
- Stainless quick release male hose/lock-type fittings
- Pressure relief valve with adjustment and gauge
- Dosatron chemical dosing unit with adjustment for setting desired chemical ratio
- Designed to connect to mains water supply
- Can be used in conjunction with the Softwash Box if no mains water supply available
- No electricity required, powered by water pressure
- Supplied with chemical feed hose and filter
- Dosatron is fitted on removable board for easy maintenance

### Dimensions

Height



400mm

Length



400mm

Width



335mm

Weight



5kg

PART NO.	ITEM
SW-DB070-01	Injection Box



Used to spray Algo Clear and other soft wash treatments onto roofs, walls, and K-Rend these portable portable boxes, allow you to clear algae, moss and lichen with maximum efficiency and minimum fuss and waste.

New for  
2022

## Soft Wash Box

A portable carry box with a lithium battery and chemical resistant pump. Simply connect the unit to a supply of water to feed the injection box or use pre-mixed chemical solution to apply directly to the surface needing treatment.

**PLEASE NOTE - Not suitable for use with Sodium Hypochlorite**

### Features

- Portable & functional enclosure with carry handles
- Stainless quick release male hose/lock-type fittings
- Chemical resistant pump and variable controller
- Designed to connect to mains water supply or to draw from a storage tank
- Can be used to pump pre-mixed chemical or to power the Injection Box with water
- Rechargeable lithium-ion battery with charger
- Controller and hose connections easily accessible

### Dimensions

Height



246mm

Length



400mm

Width



300mm

Weight



9kg

PART NO.	ITEM
SW-SB070-16V	Softwash Box



**Scan Here**  
to shop online  
for the latest prices





Scan Here  
to shop online  
for the latest prices



Section 5

# Waterfed Poles & Brushes

The range now consists of glass fibre and full carbon fibre telescopic poles giving different expense, rigidity and strength accordingly.

**OVA8®**

The **STREAMLINE® OVA8®** carbon fibre telescopic poles are designed in an 'oval' profile section, reducing the wear of the sections from the pole clamps.

**ECOLITE™**

Improved light-weight glass fibre telescopic pole

**ECOLINE™**

The **ECOLINE™** glass fibre range offer best value for money, whilst providing a professional pole for the domestic and contract window cleaner alike.

**ULTRALITE™**

The **ULTRALITE™** carbon fibre modular pole system, probably the lightest poles ever, with each section weighing only 200 grams.





**100%  
CARBON  
FIBRE**

**STREAMLINE®**

# OVA8®

## Eliminating the spin, once and for all

The **STREAMLINE® OVA8®** carbon fibre telescopic poles are designed with 'oval' profile sections, allowing for zero pole spin and reducing the wear of the sections from the pole clamps. Available in a number of different sizes, with numerous adapters and pole extensions, making the **STREAMLINE® OVA8®** one of the best waterfed poles on the market to date!



## Quick Release System

## Superior Clamps

## Zero Spin

### Why use the **STREAMLINE® OVA8®** pole?

- Its innovative design ensures that the dreaded pole spin associated with worn waterfed pole sections is a thing of the past.
- Superb pole section clamps ensure the pole sections stay where you want them.
- 100% carbon ensuring it's as light as possible and as strong as possible.
- Its 2 flat sides make the pole easier to hold for long periods of time.
- Available in multiple sizes to suit customers' needs.
- AVAILABLE NOW - a range of accessories to ensure that the **STREAMLINE® OVA8®** is as versatile as possible.

**STREAMLINE®**  
**OVA8®**  
With   
**Univalves**

Holding any item in the hand for long periods can be painful. The OVA8 design combines two flat sides. These sit more comfortably in an operator's hand and allow the tips of their fingers to sit on the flat edge.

The two flat sides of the OVA8 telescopic pole add more stability and therefore more control for the operator, a huge "safety" plus. Any experienced operative will tell you how dangerous and annoying a spinning pole section is.

The benefits of a univalve are that, when you are at a distance from the van, the Univalve prevents you from going back to the van to turn the water off. Therefore, the univalve saves you, the user time and effort which then becomes more time efficient.

## Size Guide



**OV60-46-E** **HI-MOD**  
Up to 63ft

6 Storeys

**OV60-40-E**  
Up to 63ft

**OV45-30-E**  
Up to 48ft

5 Storeys

**OV40-30-E**  
Up to 43ft

**OV35-30-E**  
Up to 38ft

4 Storeys

**OV30-24-E**  
Up to 33ft

3 Storeys

**OV25-24-E**  
Up to 28ft

**OV22-40-E** **HI-MOD**  
Up to 20ft

2 Storeys

**OV22-24-E**  
Up to 20ft

**OV17-24-E**  
Up to 20ft

**Warning:** These poles are manufactured from 100% carbon fibre material which is a conductor of electricity. Not to be used near electrical lines!

## Did You Know?

All STREAMLINE® OVA8® poles come complete with our adjustable nylon gooseneck, tubing, a STREAMLINE® brush and a hose coupling of your choice!

## Poles are available in 10 popular sizes

Part No	No. Of Sections	Min. Length (mm/ft)	Max Length (mm/ft)	Achievable Height	Length Of Tubing	Weight
<b>OV17-24-E</b>	5	1,500mm/5ft	5,100mm/17ft	20ft/6.1m	8 metre	0.99kg
<b>OV22-24-E</b>	6	1,500mm/5ft	6,700mm/22ft	25ft/7.6m	9 metre	1.35kg
<b>OV22-40-E</b> <b>HI-MOD</b>	6	1,500mm/5ft	6,700mm/22ft	25ft/7.6m	9 metre	1.35kg
<b>OV25-24-E</b>	5	1,830mm/6ft	7,700mm/25ft	28ft/8.5m	10 metre	1.35kg
<b>OV30-24-E</b>	6	1,865mm/6ft	9,150mm/30ft	33ft/10.6m	12 metre	1.70kg
<b>OV35-30-E</b>	7	1,900mm/6ft	10,700mm/35ft	38ft/11.6m	12 metre	2.00kg
<b>OV40-30-E</b>	8	2,110mm/7ft	12,400mm/40ft	43ft/13.1m	15 metre	2.50kg
<b>OV45-30-E</b>	9	2,150mm/7ft	13,720mm/45ft	48ft/14.6m	15 metre	2.80kg
<b>OV60-40-E</b>	10	2,270mm/7ft	18,288mm/60ft	63ft/19.2m	20 metre	3.80kg
<b>OV60-40-E</b> <b>HI-MOD</b>	10	2,270mm/7ft	18,288mm/60ft	63ft/19.2m	20 metre	3.80kg

## OVA8® + Univalves

New for 2022

Part No	No. Of Sections	Min. Length (mm/ft)	Max Length (mm/ft)	Achievable Height	Length Of Tubing	Weight Pole Only
<b>OV17-24-U</b>	5	1,500mm/5ft	5,100mm/17ft	20ft/6.1m	8 metre	0.99kg
<b>OV22-24-U</b>	6	1,500mm/5ft	6,700mm/22ft	25ft/7.6m	9 metre	1.35kg
<b>OV22-40-U</b>	6	1,500mm/5ft	6,700mm/22ft	25ft/7.6m	9 metre	1.35kg
<b>OV25-24-E</b>	5	1,830mm/6ft	7,700mm/25ft	28ft/8.5m	10 metre	1.35kg
<b>OV30-24-U</b>	6	1,865mm/6ft	9,150mm/30ft	33ft/10.6m	12 metre	1.70kg
<b>OV35-30-U</b>	7	1,900mm/6ft	10,700mm/35ft	38ft/11.6m	12 metre	2.00kg



**Scan Here**  
to shop online  
for the latest prices

Contact us on  
**+44 (0)1626 830 830**



# STREAMLINE® OVA8® EXTENSIONS

With a range of **STREAMLINE® OVA8®** pole extensions, the **STREAMLINE® OVA8®** waterfed pole becomes even more versatile. Available in a number of bespoke pole sections, you can extend the reach of this great waterfed pole with ease.



## Extension sections for OV17-24-E

PART NO	DESCRIPTION	ACHIEVABLE HEIGHT WITH EXTENSION
<b>OV06-07-1675</b>	STREAMLINE® OVA8 Carbon Sections 6-7 to increase 17 foot to 30 foot	30ft / 9.1m
<b>OV06-08-1675</b>	STREAMLINE® OVA8 Carbon Sections 6-8 to increase 17 foot to 35 foot	35ft / 10.6m
<b>OV06-09-1675</b>	STREAMLINE® OVA8 Carbon Sections 6-9 to increase 17 foot to 40 foot	40ft / 12.2m
<b>OV06-10-1675</b>	STREAMLINE® OVA8 Carbon Sections 6-10 to increase 17 foot to 45 foot	45ft / 13.7m

## Extension sections for OV22-24-E

PART NO	DESCRIPTION	ACHIEVABLE HEIGHT WITH EXTENSION
<b>OV07-08-1675</b>	STREAMLINE® OVA8 Carbon Sections 7-8 to increase 22 foot to 35 foot	35ft / 10.6m
<b>OV07-09-1675</b>	STREAMLINE® OVA8 Carbon Sections 7-9 to increase 22 foot to 40 foot	40ft / 12.2m
<b>OV07-10-1675</b>	STREAMLINE® OVA8 Carbon Sections 7-10 to increase 22 foot to 45 foot	45ft / 13.7m

## Extension sections for OV25-24-E

PART NO	DESCRIPTION	ACHIEVABLE HEIGHT WITH EXTENSION
<b>OV06-07-1675</b>	STREAMLINE® OVA8 Carbon Sections 6-7 to increase 25 foot to 35 foot	35ft / 10.6m
<b>OV06-08-1675</b>	STREAMLINE® OVA8 Carbon Sections 6-8 to increase 25 foot to 40 foot	40ft / 12.2m
<b>OV06-09-1675</b>	STREAMLINE® OVA8 Carbon Sections 6-9 to increase 25 foot to 45 foot	45ft / 13.7m
<b>OV06-10-1675</b>	STREAMLINE® OVA8 Carbon Sections 6-10 to increase 25 foot to 50 foot	50ft / 15.2m

## Extension sections for OV30-24-E

PART NO	DESCRIPTION	ACHIEVABLE HEIGHT WITH EXTENSION
<b>OV07-08-1675</b>	STREAMLINE® OVA8 Carbon Sections 7-8 to increase 30 foot to 40 foot	40ft / 12.2m
<b>OV07-09-1675</b>	STREAMLINE® OVA8 Carbon Sections 7-9 to increase 30 foot to 45 foot	45ft / 13.7m
<b>OV07-10-1675</b>	STREAMLINE® OVA8 Carbon Sections 7-10 to increase 30 foot to 50 foot	50ft / 15.2m

## Extension sections for OV35-30-E

PART NO	DESCRIPTION	ACHIEVABLE HEIGHT WITH EXTENSION
<b>OV08-09-1675</b>	STREAMLINE® OVA8 Carbon Sections 8-9 to increase 35 foot to 45 foot	45ft / 13.7m
<b>OV08-10-1675</b>	STREAMLINE® OVA8 Carbon Sections 8-10 to increase 35 foot to 50 foot	50ft / 15.2m

## Extension sections for OV40-30-E

PART NO	DESCRIPTION	ACHIEVABLE HEIGHT WITH EXTENSION
<b>OV09-10-1675</b>	STREAMLINE® OVA8 Carbon Sections 9-10 to increase 40 foot to 50 foot	50ft / 15.2m



**Scan Here**  
to shop online  
for the latest prices

Visit our website  
[www.streamline.systems](http://www.streamline.systems)



# OVA8® Accessories

A growing range of STREAMLINE® OVA8® accessories making this water fed pole one of the most versatile poles on the market.

**New for 2022**



## OVA8® Roof Scraper

A lightweight and compact roof scraper attachment for the OVA8® pole. The design incorporates a quick-change head with a load and lock feature. This feature allows the user to swap out the blades when changing to a new roof tile type or if the blades have worn down. Made from stainless-steel, the roof scraper and blades are rust resistant and extremely durable. Consisting of a variety of different blades to suit the most common roof tiles, the kit allows you to scrape moss and debris off a roof with ease.

PART NO.	ITEM
<b>OV-SCR003</b>	STREAMLINE® OVA8® Roof Scraper with additional 3 blades



150mm

## OVA8® 150mm Nylon Brush Extension

PART NO.	ITEM
<b>OV-FT150</b>	OVA8® 150mm Nylon Brush Extension



200mm

## OVA8® 200mm Carbon Brush Extension

PART NO.	ITEM
<b>OV-FT200</b>	OVA8® 200mm Carbon Brush Extension



300mm

## OVA8® 300mm Carbon Brush Extension

PART NO.	ITEM
<b>OV-FT300</b>	OVA8® 300mm Carbon Brush Extension



90°

## OVA8® Brush Swivel Socket - 90 Degree

PART NO.	ITEM
<b>OV-BS0003</b>	OVA8® Brush Swivel Socket - 90 Degree



90°

## OVA8® Brush Socket - 90 Degree

PART NO.	ITEM
<b>OV-BS0002</b>	OVA8® Brush Socket 90 Degree



## OVA8® Bronze Wool Pad

PART NO.	ITEM
<b>OV-PAD001</b>	STREAMLINE® OVA8® Bronze Wool Pad Adapter complete with 1 x STREAMLINE® Bronze Wool Pad
<b>V549132</b>	Bronze Wool Pad Only




**OVA8®  
Dual Angle Adapter**

PART NO.	ITEM
<b>OV-AD20-10</b>	OVA8® Dual Angle Adapter


**OVA8®  
Angle Adapter**

PART NO.	ITEM
<b>OV-AD20-15</b>	OVA8® 3" Angle Adapter
<b>OV-AD20-16</b>	OVA8® 6" Angle Adapter


**OVA8®  
Angle Adapter with GT Thread**

PART NO.	ITEM
<b>OV-AD20-03</b>	OVA8® 3" Angle Adapter
<b>OV-AD20-06</b>	OVA8® 6" Angle Adapter
<b>OV-AD20-09</b>	OVA8® 9" Angle Adapter
<b>OV-AD20-12</b>	OVA8® 12" Angle Adapter


**OVA8® Clamp**

PART NO.	ITEM
<b>OV-CLMP01</b>	OVA8® Clamp 1
<b>OV-CLMP02</b>	OVA8® Clamp 2
<b>OV-CLMP03</b>	OVA8® Clamp 3
<b>OV-CLMP04</b>	OVA8® Clamp 4
<b>OV-CLMP05</b>	OVA8® Clamp 5
<b>OV-CLMP06</b>	OVA8® Clamp 6
<b>OV-CLMP07</b>	OVA8® Clamp 7
<b>OV-CLMP08</b>	OVA8® Clamp 8
<b>OV-CLMP09</b>	OVA8® Clamp 9
<b>OV-CLMP010</b>	OVA8® Clamp 10


**OVA8®  
Clamp Lever**

PART NO.	ITEM
<b>OV-CL0001</b>	OVA8® Clamp Lever


**10" (260mm)  
STREAMLINE® Brush  
Medium Dual Bristle, with OVA8® Socket**

Weight	Width
289g	260mm

PART NO.	ITEM
<b>V-SBF26-MD06-001</b>	Brush only
<b>V-SBF26-MD06-010</b>	Pack of 10


**14" (360mm)  
STREAMLINE® Brush  
Medium Dual Bristle, with OVA8® Socket**

Weight	Width
351g	360mm

PART NO.	ITEM
<b>V-SBF36-MD06-001</b>	Brush only
<b>V-SBF36-MD06-010</b>	Pack of 10


**10" (260mm)  
STREAMLINE® Brush - Dual Bristle  
Boars' Hair and OVA8® Socket**


Weight	Width
392g	260mm

PART NO.	ITEM
<b>V-SBF26-BD06-001</b>	Brush only
<b>V-SBF26-BD06-010</b>	Pack of 10


**14" (360mm)  
STREAMLINE® Brush - Dual Bristle with  
Boars' Hair and OVA8® Socket**

Weight	Width
392g	260mm

PART NO.	ITEM
<b>V-SBF36-BD06-001</b>	Brush only
<b>V-SBF36-BD06-010</b>	Pack of 10



## | Nozzle Jets

PART NO.	ITEM
<b>FJ2-02</b>	Fan Jet Kit
<b>FJ2-04</b>	Fan Jet Kit pack of 4
<b>NJ3-02</b>	Pencil Jet Kit
<b>NJ3-04</b>	Pencil Jet Kit pack of 4

Improved light-weight glass fibre pole with the renowned LITE-5<sup>®</sup> red durable pole hose, bonded collar & unique 6" angled adapter



## ECOLITE<sup>™</sup>

The unique **STREAMLINE<sup>®</sup>** angled adapter, supplied as standard, provides 6" depth if required between the pole and brush for deep sills and window reveals (9" and 12" adaptors also available as optional extras).

**LITE-5<sup>®</sup>** red pole tubing offers the best in durable three layers construction, yet remaining flexible and manageable even in colder ambient temperatures. Strap supplied for tidy storage of the pole tubing.

All these poles include the innovative Locking System, simple one hand clamping operation for both left and right handed persons. Clamp design provides strong, positive locking force. Clamp guard prevents against accidental release.



### Size Guide



**GXTEL9400R**  
Up to 34ft

4 Storeys

**GXTEL6700R**  
Up to 25ft

3 Storeys

**GXTEL5200R**  
Up to 20ft

2 Storeys

**GXTEL3800R**  
Up to 15ft

### Poles are available in 4 popular sizes

Part No.	No. Of Sections	Min. Length	Max. Length	Achievable Height	Approx Weight Pole Only
<b>GXTEL3800R</b>	3	1400mm	3800mm/12ft	15ft	1.0 kg
<b>GXTEL5200R</b>	3	1885mm	5200mm/17ft	20ft	1.3 kg
<b>GXTEL6700R</b>	4	1885mm	6700mm/22ft	25ft	1.7 kg
<b>GXTEL9400R</b>	6	1885mm	9400mm/30ft	34ft	2.9 kg



See Page 123 for brush options



# STREAMLINE ECOLINE™

ECOLINE™ poles are offered with economy in mind. Long established in the industry as an ergonomic, simple to use window cleaning tool.

Visit our website for the latest prices  
[www.streamline.systems](http://www.streamline.systems)




## ECOLINE™

The **ECOLINE™** range offer best value for money, whilst providing a professional pole for the domestic and contract window cleaner alike.

### Benifits

- Poles are constructed of high quality glass fibre material and finished with an acrylic resin for economy
- Poles have a standard plastic base cap fitted
- Poles have a nylon collar bonded onto the top section to connect to the brush.
- Poles are supplied with a standard angle crank, and an extension is available as an option to provide extra reach
- Poles are supplied with our own design **LITE-5®** yellow, highly visible, ultra flexible pole tubing, providing suppleness and flex even in colder conditions
- Available in Glass Fibre composites from 4 ft - 30 ft maximum height



## Glass Fibre Telescopic Poles

### Size Guide



**GXTEL30E**  
Up to 34ft

4 Storeys

**GXTEL27E**  
Up to 30ft

**GXTEL24E**  
Up to 27ft

**GXTEL20E**  
Up to 23ft

3 Storeys

**GXTEL17E**  
Up to 20ft

**GXTEL13E**  
Up to 17ft

2 Storeys

**GXTEL09E**  
Up to 13ft

**GXTEL04E**  
Up to 8ft

1 Storeys

### Poles are available in 4 popular sizes

Part No.	No. Of Sections	Min. Length	Max. Length	Achievable Height	Approx Weight Pole Only	LITE-5 Tubing
<b>GXTEL04E</b>	2	740mm	1300mm/4ft	8ft/3m	0.42 kg	4 meter
<b>GXTEL09E</b>	2	1500mm	2800mm/9ft	13ft/4m	0.69 kg	5 meter
<b>GXTEL13E</b>	3	1500mm	4000mm/13ft	17ft/5.2m	1.07 kg	8 meter
<b>GXTEL17E</b>	4	1500mm	5200mm/17ft	20ft/6.1m	1.48 kg	8 meter
<b>GXTEL20E</b>	4	1800mm	6000mm/20ft	23ft/7m	1.77 kg	10 meter
<b>GXTEL24E</b>	5	1800mm	7200mm/24ft	27ft/8.2m	2.30 kg	10 meter
<b>GXTEL27E</b>	6	1800mm	8400mm/27ft	30ft/9.1m	2.85 kg	11 meter
<b>GXTEL30E</b>	7	1800mm	9400mm/30ft	34ft/10.4m	3.41 kg	11 meter

➔ See pages 123 for brush options

# **STREAMLINE** **ULTRALITE™**

The **ULTRALITE™** modular pole system probably the lightest poles ever with each section weighing only 200 grams.

Modular design allows you to add or remove sections to suit the required working height. The lightness of the pole enables prolonged working time without fatigue, especially when large areas of glass are to be cleaned.

## Size Guide



**UL-POLE-22500**  
Up to 76ft

7 Storeys

**UL-POLE-19300**  
Up to 66ft

6 Storeys

**UL-POLE-16700**  
Up to 66ft

5 Storeys

**UL-POLE-15000**  
Up to 51ft

**UL-POLE-13370**  
Up to 45ft

**UL-POLE-11720**  
Up to 40ft

4 Storeys

**UL-POLE-10090**  
Up to 35ft

**UL-POLE-08440**  
Up to 30ft

3 Storeys

**UL-POLE-06750**  
Up to 24ft

**UL-POLE-05150**  
Up to 19ft

2 Storeys

**UL-POLE-03500**  
Up to 14ft

**UL-POLE-01900**  
Up to 10ft

1 Storeys



## Carbon Fibre Poles

This pole is not for the heavy handed, but if you are looking for a lightweight modular pole with exceptional capabilities, look no further. Each section is tapered to allow a push fit assembly for extending. This also allows them to be stored in side each other for protection when not in use. Each pole includes our unique 12" lightweight gooseneck with 12" double trim brush (10" and 14" double trim brush available as an option).

## Available In 12 Sizes

Part No.	No. Of Sections	Min. Length	Max. Length	Achievable Height	Approx Weight Pole Only	LITE-5 Tubing
<b>UL-POLE-01900</b>	1	1700mm	1900mm/6ft	10ft/3.5m	0.20kg	5 meter
<b>UL-POLE-03500</b>	2	1700mm	3300mm/10ft	14ft/4.3m	0.40kg	5 meter
<b>UL-POLE-05150</b>	3	1700mm	4900mm/16ft	19ft/5.8m	0.70kg	8 meter
<b>UL-POLE-06750</b>	4	1700mm	6500mm/21ft	24ft/7.3m	1.00kg	10 meter
<b>UL-POLE-08440</b>	5	1700mm	8100mm/27ft	30ft/9.1m	1.30kg	11 meter
<b>UL-POLE-10090</b>	6	1700mm	9700mm/32ft	35ft/10.7m	1.60kg	11 meter
<b>UL-POLE-11720</b>	7	1700mm	11300mm/37ft	40ft/12.2m	2.00kg	14 meter
<b>UL-POLE-13370</b>	8	1700mm	12900mm/42ft	45ft/13.7m	2.40kg	20 meter
<b>UL-POLE-15000</b>	9	1700mm	14500mm/48ft	51ft/15.5m	2.80kg	20 meter
<b>UL-POLE-16700</b>	10	1700mm	16100mm/53ft	56ft/17.1m	3.20kg	30 meter
<b>UL-POLE-19300</b>	12	1700mm	19200mm/63ft	66ft/20.1m	3.84kg	30 meter
<b>UL-POLE-22500</b>	14	1700mm	22250mm/73ft	76ft/23.2m	4.48kg	30 meter

## Each pole includes:



Rubber Base Cap and Tuff Ring on each section to protect the pole ends. Plastic storage tube to keep them safe when not in use.



**LITE-5** yellow tubing which clips neatly into the base cap of each section allowing the tubing to be kept tidy on the outside of the pole.

**Don't forget,**  
for the latest prices shop online at  
**www.streamline.systems**



Contact us on  
**+44 (0)1626 830 830**





Carbon Fibre Gooseneck with 10" STREAMLINE® Flat Brush, Medium Double Trim Bristle

WEIGHT	WIDTH
398g	260mm

PART NO.
GN9-20-D26



Carbon Fibre Gooseneck with 14" STREAMLINE® Flat Brush, Medium Double Trim Bristle

WEIGHT	WIDTH
544g	360mm

PART NO.
GN9-20-D36



STREAMLINE® | Nozzle Jets

PART NO.	ITEM
FJ2-02	Fan Jet Kit
FJ2-04	Fan Jet Kit pack of 4
NJ3-02	Pencil Jet Kit
NJ3-04	Pencil Jet Kit pack of 4
NJK-04	STREAMLINE® Nozzle Jet Kit 4 jets total 2x fan 2x pencil

Don't forget,  
for the latest prices online at  
[www.streamline.systems](http://www.streamline.systems)



Contact us on  
**+44 (0)1626 830 830**

# STREAMLINE® Brushes



STREAMLINE®  
**10" (250mm)**  
**Hi-Lo Brush**  
See Page: 124 - 125



STREAMLINE®  
**14" (360mm)**  
**Hi-Lo Brush**  
See Page: 125



STREAMLINE®  
(260mm) (360mm)  
**10" and 14"**  
**Dual Bristle Brush**  
See Page: 126 - 127

# Hi-Lo Brushes

The STREAMLINE® brush has been designed to include:

- A light weight design
- Versatile jet styles and positioning
- Bristles that retain their shape and provide longevity

This has been achieved thanks to lighter stocks, monofilament soft bristles with low moisture retention and high memory reflex...meaning they will return to their original shape and provide the longevity required.

With the quick-lock jets in pencil and fan spray options; and various jet positionings offered on the brushes, these are a versatile and innovative addition to the range.

Temperature rating in excess of 50°C, these brushes will perform in hot water applications too.



10"  
250mm

## 10" (250mm) STREAMLINE® Hi-Lo Brush Black Soft Bristle

WEIGHT	WIDTH
381g	250mm

PART NO.	ITEM
V-SBH25-S	Brush only
V-SBH25-S-005	Pack of 5



14"  
360mm

## 14" (360mm) STREAMLINE® Hi-Lo Brush Black Soft Bristle

WEIGHT	WIDTH
462g	360mm

PART NO.	ITEM
V-SBH36-S	Brush only
V-SBH36-S-005	Pack of 5



## STREAMLINE® | Nozzle Jets

PART NO.	ITEM
FJ2-02	Fan Jet Kit
FJ2-04	Fan Jet Kit pack of 4
NJ3-02	Pencil Jet Kit
NJ3-04	Pencil Jet Kit pack of 4
NJK-04	STREAMLINE® Nozzle Jet Kit 4 jets total 2x fan 2x pencil



Scan Here  
to shop online  
for the latest prices

Contact us on  
**+44 (0)1626 830 830**



10"  
250mm

## 10" (250mm) STREAMLINE® Hi-Lo Angle Medium Bristle Brush

WEIGHT	WIDTH
382g	250mm

PART NO.	ITEM
V-SBH25-M-001	Brush only
V-SBH25-M-005	Pack of 5



14"  
360mm

## 14" (360mm) STREAMLINE® Hi-Lo Angle Medium Bristle Brush

WEIGHT	WIDTH
463g	360mm

PART NO.	ITEM
V-SBH36-M-001	Brush only
V-SBH36-M-005	Pack of 5



10"  
250mm

## 10" (250mm) STREAMLINE® Hi-Lo Brush Red Stiff Bristle

WEIGHT	WIDTH
345g	250mm

PART NO.	ITEM
V-SBH25-H-001	Brush only
V-SBH25-H-005	Pack of 5



14"  
360mm

## 14" (360mm) STREAMLINE® Hi-Lo Solar Panel Brush - Yellow Soft Bristle

WEIGHT	WIDTH
480g	360mm

PART NO.	ITEM
V-SBH36-Y-001	Brush only
V-SBH36-Y-005	Pack of 5





**10" (260mm)**  
**STREAMLINE® Flat Medium Double Trim Bristle Brush, with 45° Socket**

WEIGHT	WIDTH
246g	260mm

PART NO.	ITEM
<b>V-SBF26-MD01-001</b>	Brush only
<b>V-SBF26-MD01-010</b>	Pack of 10

10"  
260mm



**14" (360mm)**  
**STREAMLINE® Flat Medium Double Trim Bristle Brush, with 45° Socket**

WEIGHT	WIDTH
360g	360mm

PART NO.	ITEM
<b>V-SBF36-MD01-001</b>	Brush only
<b>V-SBF36-MD01-010</b>	Pack of 10

14"  
360mm



**10" (260mm)**  
**STREAMLINE® Brush - Medium Dual Bristle, with OVA8® Socket**

WEIGHT	WIDTH
289g	260mm

PART NO.	ITEM
<b>V-SBF26-MD06-001</b>	Brush only
<b>V-SBF26-MD06-010</b>	Pack of 10

10"  
260mm



**14" (360mm)**  
**STREAMLINE® Brush - Medium Dual Bristle, with OVA8® Socket**

WEIGHT	WIDTH
351g	360mm

PART NO.	ITEM
<b>V-SBF36-MD06-001</b>	Brush only
<b>V-SBF36-MD06-010</b>	Pack of 10

14"  
360mm



**10" (260mm)**  
**STREAMLINE® Brush - Dual Bristle with Boars' Hair and OVA8® socket**

WEIGHT	WIDTH
392g	260mm

PART NO.	ITEM
<b>V-SBF26-BD06-001</b>	Brush only
<b>V-SBF26-BD06-010</b>	Pack of 10

10"  
260mm



**14" (360mm)**  
**STREAMLINE® Brush - Dual Bristle with Boars' Hair and OVA8® Socket**

WEIGHT	WIDTH
439g	360mm

PART NO.	ITEM
<b>V-SBF36-BD06-001</b>	Brush only
<b>V-SBF36-BD06-010</b>	Pack of 10

14"  
360mm



**10" (260mm)**  
**STREAMLINE® Brush - Dual Bristle with Boars' Hair and 45° Socket**

WEIGHT	WIDTH
392g	260mm

PART NO.	ITEM
<b>V-SBF26-BD01-001</b>	Brush only
<b>V-SBF26-BD01-010</b>	Pack of 10

10"  
260mm



**14" (360mm)**  
**STREAMLINE® Brush - Dual Bristle with Boars' Hair and 45° Socket**

WEIGHT	WIDTH
439g	360mm

PART NO.	ITEM
<b>V-SBF36-BD01-001</b>	Brush only
<b>V-SBF36-BD01-010</b>	Pack of 10

14"  
360mm

# Vikan Waterfed Brushes

If it doesn't say Vikan, it's not Vikan...

All brush blocks are made of polypropylene and the PBT filaments are fixed with stainless steel staples. The diameter of the holes in the brush blocks are accurately reduced to the filament bundle size. All brush sockets are integral and have a machined thread to secure the brush to the angle adapter.



## Traditional Non-scratch Pencil Jets

PART NO	ITEM
NJ2	2.0mm Orifice fitted standard
BHR05	3.0mm Orifice optional



## Reduce your rinse time with Fanjets

PART NO	ITEM
FJ1-04	40° Fanjets fitted standard
FJ1-06	60° Fanjets optional



## 9.5" (245mm) - Medium Hi-Lo Vikan Monofilament Brush

WEIGHT	WIDTH
512g	245mm


PART NO	ITEM
J524753-NJ2	Complete with pencil jets
J524753-FJ1-04	Complete with fan jets



## 10.5" (275mm) - Vikan Monofilament Brush

WEIGHT	WIDTH
420g	275mm

PART NO	ITEM
J526453-NJ2	Complete with pencil jets
J526453-FJ1-04	Complete with fan jets



## 9.5" (245mm) - Hi-Lo Vikan Monofilament Brush (Stiff)

WEIGHT	WIDTH
512g	245mm

PART NO	ITEM
J470474-NJ2	Complete with pencil jets
J470474-FJ1-04	Complete with fan jets



## Aluminium Pencil Jets 2mm Orifice

PART NO	ITEM
AHR05	



## 8mm Push Fit Stem - 6mm Hosetail Insert

PART NO	ITEM
PM250806E	8mm Push Fit Stem - 6mm Hosetail Insert




## STREAMLINE Nozzle Jet Kit

PART NO	ITEM
FJ2-04	STREAMLINE® Nozzle Fan Jet Kit - Pack of 4
NJ3-04	STREAMLINE® Nozzle Pencil Jet Kit - Pack of 4
NJK-04	STREAMLINE® Nozzle Jet Kit - 4 jets total 2x Fan 2x Pencil



## Fan Jet 04 Orifice with 6mm hosetail

PART NO	ITEM
FJ40-04H	




## STREAMLINE Nozzle Jets

PART NO	ITEM
FJ2-02	Fan Jet Kit
FJ2-04	Fan Jet Kit pack of 4
NJ3-02	Pencil Jet Kit
NJ3-04	Pencil Jet Kit pack of 4
NJK-04	STREAMLINE® Nozzle Jet Kit 4 jets total 2x fan 2x pencil




### Trigger valves provide:

- Precision flow control with positive shut-off action
- Water Saving: don't waste that precious fluid that has cost you money to produce



### MBK3 Inline Microbore Fittings Kit

Part No	ITEM
<b>MBK3</b>	Kit only
<b>MBK3-LH2</b>	Kit with LH2 Holster



### MBK4 Valve Kit

PART NO	ITEM
<b>BBV14MF</b>	Ball Valve
<b>Q21MF-14</b>	Male Adapter
<b>BHT1414</b>	Brass Hosetail



### GT1 & GT2 Pole-end Inserts

Threaded Inserts

PART NO	ITEM
<b>GT1</b>	Universal 19.5mm OD
<b>GT2</b>	XTEL Pole 18mm OD

Also fits  
**OVA8**



### Univalve

PART NO	ITEM
<b>AT0002</b>	



### Standard Angle Adapter

Part No	ITEM
<b>AD1</b>	3" Adapter
<b>AD1-US</b>	STREAMLINE® Angle Adapter - Euro female thread / ACME male thread
<b>AD2-6F</b>	6" Double Angle Adapter Complete
<b>AD3-6F</b>	6" Aluminium Angle Adapter - German Thread
<b>AD4-GT</b>	Angle Adapter - ACME female thread / Euro male thread
<b>AD4</b>	Angle Adapter - ACME female thread / ACME male thread



### Extended Angle Adapters

Part No	ITEM
<b>AD1-6F</b>	6" Adapter
<b>AD1-9F</b>	9" Adapter
<b>AD1-12F</b>	12" Adapter



### Penloc 1:1 Adhesive

2 Part Adhesive handy for pole repairs

Part No	ITEM
<b>PEN12</b>	12ml Acrylic Adhesive
<b>PEN12R</b>	12ml Acrylic Adhesive
<b>PEN50</b>	50ml (requires applicator)

### NYHT5 / NYHT6



**BYHT6**

### Brush 'Y' Pieces

Part No	ITEM
<b>NYHT5</b>	5mm Nylon
<b>NYHT6</b>	6mm Nylon
<b>BYHT6</b>	6mm Brass

### PF080808



**PF0806QUAD**

### 8mm Push Fit Equal Tee

Part No.	Item
<b>PF080808</b>	8mm Push Fit Equal Tee
<b>PF0806QUAD</b>	8mm Push Fit Reducing Tee to 6mm Push Fit Quad Adapter



### X-BUTT Base Caps

Part No	ITEM
<b>X-BUTT-26</b>	Plastic Base Cap for section 2 - 26mm
<b>X-BUTT-30</b>	Plastic Base Cap for section 3 - 30mm
<b>X-BUTT-34</b>	Plastic Base Cap for section 4 - 34mm
<b>X-BUTT-38</b>	Plastic Base Cap for section 5 - 38mm
<b>X-BUTT-42</b>	Plastic Base Cap for section 6 - 42mm
<b>X-BUTT-46</b>	Plastic Base Cap for section 7 - 46mm
<b>X-BUTT-50</b>	Plastic Base Cap for section 8 - 50mm
<b>X-BUTT-54</b>	Plastic Base Cap for section 9 - 54mm

**OVA8**



**BUTT Clamp for OVA8®**

PART NO	ITEM
<b>XR-BUTT-30</b>	Section 4 - 30mm
<b>XR-BUTT-34</b>	Section 5 - 34mm
<b>XR-BUTT-37</b>	Section 6 - 37mm
<b>XR-BUTT-41</b>	Section 7 - 41mm
<b>XR-BUTT-44</b>	Section 8 - 44mm
<b>XR-BUTT-48</b>	Section 9 - 48mm

**OVA8**



**OVA8® Clamps**

PART NO	ITEM
<b>OV-CLMP01</b>	OVA8® Clamp 1
<b>OV-CLMP02</b>	OVA8® Clamp 2
<b>OV-CLMP03</b>	OVA8® Clamp 3
<b>OV-CLMP04</b>	OVA8® Clamp 4
<b>OV-CLMP05</b>	OVA8® Clamp 5
<b>OV-CLMP06</b>	OVA8® Clamp 6
<b>OV-CLMP07</b>	OVA8® Clamp 7
<b>OV-CLMP08</b>	OVA8® Clamp 8
<b>OV-CLMP09</b>	OVA8® Clamp 9
<b>OV-CLMP10</b>	OVA8® Clamp 10

**OVA8**



**OVA8® Clamp**

PART NO	ITEM
<b>OV-CL0001</b>	OVA8® Clamp Level includes Lever Bolt, Cap and Nut

**OVA8**



**OVA8® Clamp Shim**

PART NO	ITEM
<b>OV-SHIM</b>	OVA8® Clamp Shim



**XTEL Clamps**

PART NO	ITEM
<b>X-CLMP-1</b>	XTEL Clamp for section 1 - 18mm
<b>X-CLMP-2</b>	XTEL Clamp for section 2 - 22mm
<b>X-CLMP-3</b>	XTEL Clamp for section 3 - 26mm
<b>X-CLMP-4</b>	XTEL Clamp for section 4 - 30mm
<b>X-CLMP-5</b>	XTEL Clamp for section 5 - 34mm
<b>X-CLMP-6</b>	XTEL Clamp for section 6 - 38mm
<b>X-CLMP-7</b>	XTEL Clamp for section 7 - 42mm
<b>X-CLMP-8</b>	XTEL Clamp for section 8 - 46mm
<b>X-CLMP-9</b>	XTEL Clamp for section 9 - 50mm



**XTEL Clamp Levers**

PART NO	ITEM
<b>X-CLMP-S</b>	For section 2/3
<b>X-CLMP-M</b>	For section 4/5
<b>X-CLMP-L</b>	For section 6/7/8/9



**X-BAND Clamps for XTEL**

PART NO	ITEM
<b>X-BAND-2</b>	XTEL Clamp Band for section 2 - 22mm
<b>X-BAND-3</b>	XTEL Clamp Band for section 3 - 26mm
<b>X-BAND-4</b>	XTEL Clamp Band for section 4 - 30mm
<b>X-BAND-5</b>	XTEL Clamp Band for section 5 - 34mm
<b>X-BAND-6</b>	XTEL Clamp Band for section 6 - 38mm
<b>X-BAND-7</b>	XTEL Clamp Band for section 7 - 42mm
<b>X-BAND-8</b>	XTEL Clamp Band for section 8 - 46mm
<b>X-BAND-9</b>	XTEL Clamp Band for section 9 - 50mm



**Stainless Bolt & Nut for XTEL Clamp**

PART NO	ITEM
<b>CLMP-XBN1</b>	Stainless Bolt & Nut - XTEL Clamp
<b>CLMP-XBN2</b>	Stainless Bolt & Nut - XTEL Clamp
<b>CLMP-XBN3</b>	Stainless Bolt & Nut - XTEL Clamp





## Section 5

# High Reach Vacuum Systems

Blocked drains and gutters? **STREAMVAC™** is the answer! For use in both commercial and domestic applications, this sturdy built-to-last gutter vacuum will provide you with the solution you require.

## External Gutter Cleaning Kits

Pages 136 - 145

External gutter cleaning kits provide you the benefit of a faster and more efficient way of cleaning the gutters from the safety of the ground.



## Pole Kits & Accessories

Pages 146- 149 | 154 - 159

The **STREAMLINE®** range offers many different types of accessories for your vacuum systems, providing you with the necessary tools to suit your needs, including Carbon Fibre or Glass Fibre pole sections, Pole extensions, and different types of accessories for your kit.



## Internal Dusting Kits & Accessories

Pages 150 - 153

The **STREAMVAC™** Internal Dusting Equipment is suitable for any domestic and commercial applications. It provides you with a complete kit to ensure the operator has the right equipment to vacuum up dust and dirt in high level areas.





Beat the winter and remove those autumn leaves from gutters and down pipes!



Scan Here  
to shop online  
for the latest prices



Blocked drains and gutters?  
**STREAMVAC**™ is the answer! For use in both commercial and domestic applications, this sturdy built-to-last gutter vacuum will provide you with the solution you require.

This versatile machine can be used for:

- Gutter cleaning
- Drain cleaning (option)
- General vacuuming (option)
- Powerful twin wet and dry motor with blower function (2,400 watts)
- Virtually indestructible structofoam drum
- Hose and tipping function for easy emptying
- Side entry cyclonic inlet for increased performance and non-blocking
- Crush-proof hose
- Large rear wheels for easy manoeuvring on rough terrain



**30L**

Height



88cm

Width



80cm

Weight



22.5kg

Depth



49cm

Offering Industrial performance with twin motors, the 70 Litre **STREAMVAC**™ is built from stainless steel. With a tiltable and removable container you still have the benefits of easy handling and disposal of contents. There is a washable PET fleece large surface filter for high efficiency and low maintenance costs and a Push & Clean filter cleaning system. The 10 metre cable allows a large working radius and the reliable floating system allows for wet and dry pick up. What's more, just as with the 30 Litre **STREAMVAC**™ we offer two different packages for either residential or commercial uses.



**70L**

Height



97cm

Width



60cm

Weight



28.0kg

Depth



58cm



Scan Here  
to shop online  
for the latest prices

Contact us on  
**+44 (0)1626 830 830**





Scan Here  
to shop online  
for the latest prices

Visit our website  
[www.streamline.systems](http://www.streamline.systems)



### Residential Gutter Cleaning Systems

A complete package for the domestic cleaner with reach up to 21ft (a two storey house).  
Extension poles available in carbon fibre, with the options of an aluminium swan neck.

**STREAMVAC™**  
30 Litre Residential Height Gutter  
Cleaning System Complete 110V / 230V



ALSO AVAILABLE  
WITH CCTV  
CAMERA KIT



**STREAMVAC™**  
Gutter cleaning  
vacuum - 30 litre

**30L**



**VACLINE™**  
7.5 metre  
crush-proof  
hose with  
hose cuffs

Lightweight aluminium gooseneck  
attachment, aluminium gulper & crevice tools



Lightweight  
pole holdall



**ULTRALITE™**  
3 x 6ft 51mm  
modular carbon  
fibre poles

**ULTRALITE™**  
3ft modular  
carbon  
fibre pole

**21ft**

High Reach Vacuum Systems

PART NO	ITEM
WV-KIT110-01-051	30 Litre STREAMVAC™ Gutter Cleaning System Complete - 110V with 3 x 6ft Carbon Poles
WV-KIT230-01-051	30 Litre STREAMVAC™ Gutter Cleaning System Complete - 230V with 3 x 6ft Carbon Poles
WV-KIT110-05-051	30 Litre STREAMVAC™ Gutter Cleaning System Complete - 110V with 3 x 6ft Carbon Poles and CCTV kit
WV-KIT230-05-051	30 Litre STREAMVAC™ Gutter Cleaning System Complete - 230V with 3 x 6ft Carbon Poles and CCTV kit





Scan Here  
to shop online  
for the latest prices

Visit our website  
[www.streamline.systems](http://www.streamline.systems)



Commercial Gutter Cleaning Systems

A complete package for the commercial cleaner with reach up to 38ft (a four storey house).  
Extension poles available in carbon fibre, with the options of an aluminium swan neck.

**STREAMVAC™**  
30 Litre Commercial Height Gutter  
Cleaning System Complete 110V / 230V



ALSO AVAILABLE  
WITH CCTV  
CAMERA KIT



**STREAMVAC™**  
Gutter cleaning  
vacuum -  
30 litre

30L



**VACLINE™**  
7.5 metre  
crush-proof  
hose with  
hose cuffs

Lightweight aluminium gooseneck attachment,  
aluminium gulper & crevice tools



Lightweight  
pole holdall



**ULTRALITE™**  
6 x 6ft 51mm  
modular carbon  
fibre poles

**ULTRALITE™**  
1 x 3ft  
modular  
carbon  
fibre pole

38ft

High Reach Vacuum Systems

PART NO	ITEM
WV-KIT110-03-051	30 Litre STREAMVAC™ Gutter Cleaning System Complete - 110V with 6 x 6ft Carbon Poles
WV-KIT230-03-051	30 Litre STREAMVAC™ Gutter Cleaning System Complete - 230V with 6 x 6ft Carbon Poles
WV-KIT110-06-051	30 Litre STREAMVAC™ Gutter Cleaning System Complete - 110V with 6 x 6ft Carbon Poles and CCTV kit
WV-KIT230-06-051	30 Litre STREAMVAC™ Gutter Cleaning System Complete - 230V with 6 x 6ft Carbon Poles and CCTV kit





**Scan Here**  
to shop online  
for the latest prices

Visit our website  
[www.streamline.systems](http://www.streamline.systems)

## Residential Gutter Cleaning Systems

A complete package for the domestic cleaner with reach up to 21ft (a two storey house).  
Extension poles available in carbon fibre, with the options of an aluminium swan neck.

**STREAMVAC™**  
**70 Litre Residential Gutter Cleaning System Complete 110V / 230V**



Also  
available  
with a  
**CCTV Kit**



**STREAMVAC™**  
gutter cleaning  
vacuum - 70 litre

**70L**



**VACLINE™**  
7.5 metre  
crush-proof  
hose with  
hose cuffs

Lightweight aluminium gooseneck  
attachment, aluminium gulper & crevice tools



**ULTRALITE™**  
3 x 6ft 51mm  
modular carbon  
fibre poles

**ULTRALITE™**  
3ft modular  
carbon  
fibre pole

Lightweight  
pole holdall

**21ft**

**High Reach Vacuum Systems**

PART NO	ITEM
<b>WV-KIT110-07-051</b>	70 Litre STREAMVAC™ Gutter Cleaning System Complete - 110V with 3 x 6ft Carbon Poles
<b>WV-KIT230-07-051</b>	70 Litre STREAMVAC™ Gutter Cleaning System Complete - 230V with 3 x 6ft Carbon Poles
<b>WV-KIT110-09-051</b>	70 Litre STREAMVAC™ Gutter Cleaning System Complete - 110V with 3 x 6ft Carbon Poles and CCTV kit
<b>WV-KIT230-09-051</b>	70 Litre STREAMVAC™ Gutter Cleaning System Complete - 230V with 3 x 6ft Carbon Poles and CCTV kit





Scan Here  
to shop online  
for the latest prices

Visit our website  
[www.streamline.systems](http://www.streamline.systems)

### Commercial Gutter Cleaning Systems

A complete package for the commercial cleaner with reach up to 38ft (a four storey house). Extension poles available in carbon fibre, with the options of an aluminium swan neck.

**STREAMVAC™**  
70 Litre Commercial Height  
Gutter Cleaning System Complete  
110V / 230V



Also available  
with a  
CCTV Kit



**STREAMVAC™**  
Gutter cleaning  
vacuum - 70  
litre

70L



**VACLINE™**  
7.5 metre  
crush-proof  
hose with  
hose cuffs

Lightweight aluminium gooseneck attachment,  
aluminium gulper & crevice tools



Lightweight  
pole holdall



**ULTRALITE™**  
6 x 6ft 51mm  
modular carbon  
fibre poles

**ULTRALITE™**  
1 x 3ft  
modular  
carbon  
fibre pole

38ft

High Reach Vacuum Systems

PART NO	ITEM
WV-KIT110-08-051	70 Litre STREAMVAC™ Gutter Cleaning System Complete - 110V with 6 x 6ft Carbon Poles
WV-KIT230-08-051	70 Litre STREAMVAC™ Gutter Cleaning System Complete - 230V with 6 x 6ft Carbon Poles
WV-KIT110-10-051	70 Litre STREAMVAC™ Gutter Cleaning System Complete - 110V with 6 x 6ft Carbon Poles and CCTV kit
WV-KIT230-10-051	70 Litre STREAMVAC™ Gutter Cleaning System Complete - 230V with 6 x 6ft Carbon Poles and CCTV kit



STREAMVAC™

20ft Pole Kit

- 1 3 x 6ft 51mm  
**ULTRALITE™**  
modular carbon  
fibre poles
- 2 1 x 3ft  
**ULTRALITE™**  
modular carbon  
fibre pole
- 3 1 x Lightweight  
aluminium  
gooseneck &  
attachments
- 4 1 x Lightweight  
pole holdall



PART NO	ITEM
WV-KIT3175-051	Gutter Cleaning Pole Set complete with Head and Accessories, 6,5 metre reach

STREAMVAC™

40ft Pole Kit

- 1 6 x 6ft 51mm  
**ULTRALITE™**  
modular carbon  
fibre poles
- 2 1 x 3ft  
**ULTRALITE™**  
modular carbon  
fibre pole
- 3 1 x Lightweight  
aluminium  
gooseneck &  
attachments
- 4 1 x Lightweight  
pole holdall




PART NO	ITEM
WV-KIT6175-051	Gutter Cleaning Pole Set complete with Head and Accessories, 11,5 metre reach

**ULTRALITE™**  
51mm Modular Carbon  
Fibre Full Section

Length 1750mm (6ft)

Allow for an overlap  
of 150mm (6") when  
joining two sections.




PART NO	ITEM
WV-SECT1750-CF	Extension Section

**ULTRALITE™**  
51mm Modular Carbon  
Fibre Half Section

Length 875mm (3ft)

Allow for an overlap  
of 150mm (6") when  
joining two sections.



PART NO	ITEM
WV-SECT0875-CF	Extension Section



Modular Carbon  
Fibre Pole Holdall

PART NO	ITEM
V000010	Holdall for Pole Sections

STREAMVAC™ Vacuum Hose



**VACLIN™**  
51 mm Crush-proof Vacuum  
Hose with rubber cuffs

PART NO	ITEM
WV-CP075-051	7,5m Hose with rubber cuffs
WV-CP150-051	15m Hose with rubber cuffs



**VACLIN™**  
Holdall for Vacuum Hose

PART NO	ITEM
V000008	Holdall for Vacuum Hose

**Aluminium Swan Neck**

Lightweight aluminium swan neck

PART NO	ITEM
<b>WV000012-051</b>	Vacline Aluminium Swan Neck with both ends swaged – 135°
<b>WV000019-051</b>	Aluminium Swan Neck with both ends swaged – 90°

**Aluminium Crevice Tools**

20mm wide 230-20 aluminium crevice tool

PART NO
<b>WV000015-051</b>

**Aluminium Crevice Tools**

35mm wide 230-35 aluminium crevice tool

PART NO
<b>WV000016-051</b>

**Aluminium Gulper Tool**

30-35mm wide aluminium gulper tool with claw

PART NO
<b>WV000017-051</b>

**Dusting Brush**

PART NO	ITEM
<b>DV602161-051</b>	51mm - Soft
<b>DV602162-051</b>	51mm - Stiff



The CCTV portable wireless inspection camera is a simple and convenient inspection instrument. It can be used to inspect inaccessible places, pipes, gutters etc. and can be used for building and safety inspections.

Users can view the inspection live on the 5" HD screen or can record videos and take pictures to view later. If the video is not satisfactory, users can delete it and re-record. The DVR memory is 32 GB and battery life is 9.5 hours continuous use.

**Features:**

- The camera & DVR are compact and light weight
- High resolution images and video recording
- A unique wireless mini inspection camera with 6 bright LEDs offering 5 metres clear view in complete darkness (LEDs can be turned off)
- High capacity built-in battery offers a reliable power supply for camera and DVR
- No need for any installation, simple to operate
- Portable 5" HD DVR offers both real time and recorded videos & photos
- Motion and loop recording available
- Supplied with an SD card
- Wireless transmission offers convenience for remote view

**Specifications:****Size:** 86mm (H) x 131mm (L) x 18mm (W)**Weight:** 205g**Language:** Multiple**800 X 480** Screen Resolution**2.4GHz** (8 Channels) Wireless Receiving**100m** Receiving Distance**720 X 576** Video Resolution**MPEG - AVI** Play Format**JPEG** Photo Format**4GB** SD Card Included**2.0** USB Port

PART NO	ITEM
<b>CCTV-POLE-KIT0003-051</b>	CCTV Wireless Bullet Camera and Widescreen Monitor kit, to suit 51mm pole kit
<b>CCTV-POLE-KIT0003-032</b>	CCTV Wireless Bullet Camera and Widescreen Monitor kit, to suit 32mm pole kit
<b>CCTV-CAM-0003</b>	CCTV Wireless Battery powered bullet camera
<b>CCTV-MON-0003</b>	CCTV Wireless Battery powered DVR monitor





**Scan Here**  
to shop online  
for the latest prices

Visit our website  
[www.streamline.systems](http://www.streamline.systems)

## Internal Dry Vacuum System – Mains Powered

Internal dry vacuum and extension poles available in 32mm and 38mm carbon fibre providing a reach up to 30ft, complete with 3 x internal dusting tools.

**STREAMVAC™**  
Internal Dry Vacuum System  
110V / 230V



Also available  
with a  
CCTV Kit



**STREAMVAC™**  
internal cleaning  
vacuum blue or  
grey (230V)



Sidewinder  
vacuum tool  
200mm



Curved  
dusting  
brush  
100mm



Double  
taper tool  
adapter



Round  
dusting  
brush  
50mm



**VACLINE™**  
Traditional  
floor tool kit



Lightweight  
pole holdall



**ULTRALITE™**  
4 x 6ft 32mm  
modular carbon  
fibre poles

**ULTRALITE™**  
1 x 3ft  
modular  
carbon  
fibre pole

**30ft**

High Reach Vacuum Systems

PART NO	ITEM
<b>DV-KIT-230-1-032</b>	STREAMVAC™ Internal Cleaning System Complete with 230v Numatic, 5 metre / 16ft reach
<b>DV-KIT-230-2-032</b>	STREAMVAC™ Internal Cleaning System Complete with 230v Numatic, 8.5 metre / 28ft reach





30ft Internal Dry Vacuum System – Battery Backpack

Internal dry vacuum and extension poles available in 32mm carbon fibre providing a reach up to 30ft, complete with 3 x internal dusting tools.

STREAMVAC™  
Internal Cleaning System  
(Battery) – up to 30ft



Also available  
with a  
CCTV Kit



STREAMVAC™  
internal cleaning  
vacuum blue or  
grey (230V)



Sidewinder  
vacuum tool  
200mm



Curved  
dusting  
brush  
100mm



Double  
taper tool  
adapter



Round  
dusting  
brush  
50mm



VACLINE™  
Traditional  
floor tool kit



Lightweight  
pole holdall



ULTRALITE™  
4 x 6ft 32mm  
modular carbon  
fibre poles

ULTRALITE™  
1 x 3ft  
modular  
carbon  
fibre pole

30ft

High Reach Vacuum Systems

PART NO	ITEM
DVB-KIT-1-032	STREAMVAC™ Internal Cleaning System Complete - Battery Powered Backpack, 18ft reach (5.5mtr)
DVB-KIT-2-032	STREAMVAC™ Internal Cleaning System Complete - Battery Powered Backpack, 30ft reach (9.1mtr)



**i** Complete STREAMVAC™ bundles are also available see page 156 - 157



**ULTRALITE™**  
**875mm**  
**Modular Glass Fibre**  
**Internal Dusting Section**

Allow for an overlap of 150mm (6") when joining two sections.

**32mm ULTRALITE™** Modular Glass Fibre Section - 875mm  
**M000-0875-032**

**32mm**

**38mm ULTRALITE™** Modular Glass Fibre Section - 875mm  
**M000-0875-038**

**38mm**



**ULTRALITE™**  
**1750mm**  
**Modular Glass Fibre**  
**Internal Dusting Section**

Allow for an overlap of 150mm (6") when joining two sections.

**32mm ULTRALITE™** Modular Glass Fibre Section - 1750mm  
**M000-1750-032**

**32mm**

**38mm ULTRALITE™** Modular Glass Fibre Section - 1750mm  
**M000-1750-038**

**38mm**

**STORAGE**

**Holdall**



Modular Carbon Fibre Pole Holdall  
**V000010**



**Scan Here**  
to shop online  
for the latest prices

Visit our website  
[www.streamline.systems](http://www.streamline.systems)



**ULTRALITE™**  
**875mm**  
**Modular Carbon Fibre Internal**  
**Dusting Section**

Allow for an overlap of 150mm (6") when joining two sections.

**32mm ULTRALITE™** Modular Glass Fibre Section - 1750mm  
**M100-0875-032**

**32mm**

**38mm ULTRALITE™** Modular Carbon Fibre Section - 1750mm  
**M100-0875-038**

**38mm**



**ULTRALITE™**  
**1750mm**  
**Modular Carbon Fibre Internal**  
**Dusting Section**

Allow for an overlap of 150mm (6") when joining two sections.

**32mm ULTRALITE™** Modular Glass Fibre Section - 1750mm  
**M100-1750-032**

**32mm**

**38mm ULTRALITE™** Modular Carbon Fibre Section - 1750mm  
**M100-1750-038**

**38mm**

**GO HIGHER**

**51mm** Modular Carbon Fibre Half Section  
**WV-SECT0875-CF**

**+ 875mm (3ft)**

**51mm** Modular Carbon Fibre Full Section + 1750mm (6ft)  
**WV-SECT1750-CF**

**+ 1750mm (6ft)**

High Reach Vacuum Systems

**Ideal Accessories**

**Aluminum Swan Neck**  
Male Cuff (both ends swaged)  
**WV000012-051**



Female Cuff (with clamp)  
**WV000013-051**

**Aluminum Crevice Tools**  
**20mm** wide 230-20 aluminium crevice tool  
**WV000015-051**



**35mm** wide 230-35 aluminium crevice tool  
**WV000015-051**




**Aluminum Crevice Tools**  
**30-35mm** wide aluminium gulper tool with claw  
**WV000017-051**



**Dusting Brush**  
**51mm - Soft**  
**DV602161-051**



**51mm - Stiff**  
**DV602162-051**



Glass Fibre Pole Kits



1

2 x 6ft 32mm / 38mm ULTRALITE™ Modular glass fibre poles

2

1 x 3ft 32mm / 38mm ULTRALITE™ Modular glass fibre pole

3

1 x 100mm curved dusting brush

4

1 x 200mm Sidewinder dusting brush

5

1 x Lightweight pole holdall

Part No.	Item
DV-KIT2175-032	32mm Dusting kit 5m reach
Part No.	Item
DV-KIT2175-038	38mm Dusting kit 5m reach

Carbon Fibre Pole Kits



1

4 x 6ft 32mm / 38mm ULTRALITE™ Modular carbon fibre poles

2

1 x 3ft 32mm / 38mm ULTRALITE™ Modular carbon fibre pole

3

1 x 100mm curved dusting brush

4

1 x 200mm Sidewinder dusting brush

5

1 x Lightweight pole holdall

Part No.	Item
DV-KIT4175-032	32mm Dusting kit 8m reach
Part No.	Item
DV-KIT4175-038	38mm Dusting kit 8m reach



**Modular Pole Holdall**

PART NO	ITEM
V000010	Holdall for Pole Sections



1

6 x 6ft 32mm / 38mm ULTRALITE™ Modular carbon fibre poles

2

1 x 3ft 32mm / 38mm ULTRALITE™ Modular carbon fibre pole

3

1 x 100mm curved dusting brush

4

1 x 200mm Sidewinder dusting brush

5

1 x Lightweight pole holdall

Part No.	Item
DV-KIT6175-032	32mm Dusting kit 11.5m reach
Part No.	Item
DV-KIT6175-038	38mm Dusting kit 11.5m reach





### Carbon Fibre Swan Neck 90°

**PART NO**

**DV000113-032** To fit 32mm

**DV000113-038** To fit 38mm



### Carbon Fibre Swan Neck 45°

**PART NO**

**DV000114-032** To fit 32mm

**DV000114-038** To fit 38mm



### Carbon Fibre Swan Neck 135°

**PART NO**

**DV000112-038** To fit 38mm



Find us on



**Scan Here**  
to shop online  
for the latest prices

Contact us on  
**+44 (0)1626 830 830**



### 200mm Vacuum Brush

Natural bristle – 200mm width, 32 & 38mm diameter

**PART NO**

**DV000113-032** To fit 32mm

**DV000113-038** To fit 38mm



### 380mm Vacuum Brush

Natural bristle – 380mm width, 32mm diameter

**PART NO**

**DV635031-032**

**DV635031-038**



### 460mm Vacuum Brush

Natural bristle – 460mm width, 32 & 38mm

**PART NO**

**DV635031-032**

**DV635031-038**



### 100mm Curved Dusting Brush

100mm width, 32 & 38mm diameter

**PART NO**

**DV635031-032**

**DV635031-038**



### 200mm Curved Dusting Brush

200mm width, 32 & 38mm diameter

**PART NO**

**DV635031-032**

**DV635031-038**



## Section 6

# High Pressure Cleaning Systems

# HIGHLINE™

## Pressure Washers

High pressure cleaning solutions

**Pressure washing at height has a key part in all external cleaning regimes and in this current economic climate, with everyone vying for business and trying to draw custom in to their shops, outward appearance is everything. They say, 'you never get a second chance to make a first impression'.**

Reliable pressure washers are a must and few would argue that the petrol driven Honda pressure washers certainly tick this box. Pressure washing is an ideal add-on to any contract window cleaning operation and as specialists in van installations, and to meet the needs of the window cleaning/pressure washing market we have designed a system to utilise reject water from the reverse osmosis window cleaning systems which traditionally waste up to 50% of the window cleaner's water. This is then utilized for pressure washing instead, as water purity is of no consequence in this application. Such systems are the way forward and help to maximise water usage and reduce water wastage, a big plus point as a sustainability issue.

The contract cleaner could actually use this as part of his marketing too, especially when approaching blue chip companies, as sustainability issues are at the front of peoples' minds these days. A new range of reliable Honda powered pressure washers mounted on trolleys for easy manoeuvrability and capable of meeting the demands of almost any outdoor cleaning task.

All units come equipped with 10 metre high pressure hose, 3 metre suction hose with weighted filter, gun and lance with variable angle nozzle head on a robust metal trolley with heavy duty pneumatic wheels. Low pressure chemical injector supplied as standard with all models.





## Honda Powered High Pressure Washer

150 Bar Honda powered cold water Pressure Washer, mounted on a robust steel trolley.

This is a versatile and rugged little work horse, capable of meeting the most demanding outdoor tasks on hand such as cleaning of gutters, cladding, wall surfaces, signs, decking, patios, paths and driveways, to name a few. The well-proven Honda GX160 petrol engine coupled to a well-known Interpump triple plunger pump, along with industrial grade single lance, hose and other hardware means that this machine is your reliable number one for commercial work, day in and day out. The compact yet robust trolley enables this machine to be easily transported to and from site.

### Specifications & Benefits include

- GX160 Honda engine, recoil start
- Interpump triple plunger pump with built-in unloader valve - for smooth and reliable operation
- 36" Heavy duty steel chrome single lance with quick connector - for easy nozzle changes
- 10-metre High pressure twin wire rubber hose for industrial use and longevity
- 3-metre 19mm Suction hose with weighted filter attached - for drawing from a sump
- Chemical injector on unloader with small filter attached - for drawing in detergents
- Assortment of 5 different nozzles, 15deg, 25deg, 40deg, pencil and foaming tips - for every eventuality
- Heavy duty metal trolley with 10" flat-free wheels - for robustness and great manoeuvrability



**Cold Water**

Key Features:

**150Bar** Maximum Rated Pressure  
(2,100 psi)

**12Lpm** Maximum Rated Flow  
(2.64 gpm)

**60°C** Maximum Rated Temperature  
(140°F)

Dimensions:

Height  
  
90cm

Length  
  
85cm

Width  
  
55cm

  
45.2kg

PART NO

**HP-TI2150PHR** Recoil start

### Recommended Accessories

Carbon Power Pole - V2 4-section

**HP-HX4-COMP**



300mm Handheld Hard Surface Cleaner

**HP-HSC300**



## Honda Powered High Pressure Washer

207 Bar Honda powered cold water Pressure Washer, mounted on a robust steel trolley

This is a versatile and rugged mid-sized work horse, capable of meeting the most demanding outdoor tasks on hand such as cleaning of gutters, cladding, wall surfaces, signs, decking, patios, paths and driveways, to name a few. The well-proven Honda GX270 petrol engine coupled via a gearbox to a well-known Interpump triple plunger pump, along with industrial grade single lance, hose and other hardware means that this machine is your reliable number one for commercial work, day in and day out. The compact yet robust trolley enables this machine to be easily transported to and from site.

### Specifications & Benefits include

- GX270 Honda engine, recoil start
- Comet geared triple plunger pump with built-in unloader valve - for smooth & reliable operation
- 36" Heavy duty steel chrome single lance with quick connector - for easy nozzle changes
- 10-metre High pressure twin wire rubber hose - for industrial use and longevity
- 3-metre 19mm Suction hose with weighted filter attached - for drawing from a sump
- Chemical injector on unloader with small filter attached - for drawing in detergents
- Assortment of 5 different nozzles, 15deg, 25deg, 40deg, pencil and foaming tips - for every eventuality
- Heavy duty metal trolley with 13" flat-free wheels - for robustness and great manoeuvrability



**Cold Water**

Key Features:

**207Bar** Maximum Rated Pressure  
(3,000 psi)

**15Lpm** Maximum Rated Flow  
(3.78 gpm)

**60°C** Maximum Rated Temperature  
(140°F)

Dimensions:

Height  
  
100cm

Length  
  
110cm

Width  
  
60cm

Weight  
  
65.2kg

PART NO

**HP-TI5207PHR-G** Recoil start

### Recommended Accessories

Carbon Power Pole - V2 7-section

**HP-HX7-COMP**



460mm Hammerhead Hard Surface Cleaner with Stainless Steel Castor Wheels

**HP-HSC460**



## Honda Powered High Pressure Washer

276 Bar Honda powered cold water Pressure Washer, mounted on a robust steel trolley

This is a versatile and heavy-duty work horse, capable of meeting the most demanding outdoor tasks on hand such as cleaning of gutters, cladding, wall surfaces, signs, decking, patios, paths and driveways, to name a few. The well-proven Honda GX390 petrol engine coupled via a gearbox to a well-known Comet triple plunger pump, along with industrial grade single lance, hose and other hardware means that this machine is your reliable number one for commercial work, day in and day out. The compact yet robust trolley enables this machine to be easily transported to and from site.

### Specifications & Benefits include

- GX390 Honda engine, recoil start
- Comet geared triple plunger pump with built-in unloader valve - for smooth & reliable operation
- 36" Heavy duty steel chrome single lance with quick connector - for easy nozzle changes
- 10-metre High pressure twin wire rubber hose - for industrial use and longevity
- 3-metre 19mm Suction hose with weighted filter attached - for drawing from a sump
- Chemical injector on unloader with small filter attached - for drawing in detergents
- Assortment of 5 different nozzles, 15deg, 25deg, 40deg, pencil and foaming tips - for every eventuality
- Heavy duty metal trolley with 13" flat-free wheels - for robustness and great manoeuvrability



**Cold Water**





Key Features:

**276Bar** Maximum Rated Pressure  
(4,000 psi)

**16Lpm** Maximum Rated Flow  
(4.4 gpm)

**60°C** Maximum Rated Temperature  
(140°F)

Dimensions:

Height	Length	Width	Weight
			
100cm	110cm	60cm	65.2kg


PART NO

**HP-T16276PHR-G** Recoil start

### Recommended Accessories

550mm Hammerhead Stainless Steel Hard Surface Cleaner with castors

**HP-HSC550-SS**



400mm 4-nozzle Broom On Castors

**HP-WB04**



## Honda Powered Pressure Washer

276 Bar Honda powered cold water Pressure Washer, mounted on a robust stainless steel cage

This high pressure washer cage has similar features to the HP-T16276PHR-G and is perfect for portable high-pressure washing needs. Once connected to a water source, with its mounted hose reel and lance this unit can be deployed quickly. The durable stainless steel cage protects the pressure washer and makes loading and transportation easy.

### Features

- Stainless steel frame design
- Fitted with a HP-HRM050 hose reel and 15-metres of hose (quick release option available)
- Reliable Honda GX390 engine
- Geared triple plunger pump with unloader valve
- Powerful pump & engine combination
- Lance & nozzle holders incorporated in frame

With Hose Reel:

589mm (W) x 597mm (L) x 897mm(H)

With Quick Release Hose Reel:

589mm (W) x 597mm (L) x 920mm(H)

PART NO

**HP-C16276PHR-H** Honda Powered Cage Pressure Washer, 16 Lpm 276 Bar

### Recommended Accessories

300mm Handheld Hard Surface Cleaner

**HP-HSC300**



Drain Cleaning Valve Kit

**HP-GP2100358**







**Cold Water**

**276Bar** Maximum Rated Pressure

**16Lpm** Maximum Rated Flow

**50°C** Maximum Fluid Temperature

Dimensions:


Height	Length	Width	Weight
			
57.1cm	59.7cm	58.9cm	65kg

Pressures Washer Systems

New for 2022



New for  
2022



# 350L

Visit our website for the latest prices  
[www.streamline.systems](http://www.streamline.systems)

A Hotcube, 350Ltr tank with stainless frame and 2 x 150A hose reels (1 for filling and one for distribution) on a painted galvanised skid. This allows the user to forklift a pre-assembled hot pressure washing kit into their van. The skid is designed to allow the user to choose between temporary fixings or bolting it into their van.

## Features

- Slots for Forklifting
- Plenty of mounting holes
- 350Ltr Capacity
- Hot pressure washing.
- Fill function
- Single user.
- All Hotcube Features.
- 2 x 150A Hose Reels

## Benifits

- Pre-built and plumbed kit ready for installation.
- Can be permanently or temporarily installed into a van.

## Weights & Dimensions



PART NO  
**HP-SKD350-15207DHE-150H**

New for  
2022



# 500L

A Hotcube, 500Ltr tank with stainless frame and 2 x 150A hose reels (1 for filling and one for distribution) on a painted galvanised skid. This allows the user to forklift a pre-assembled hot pressure washing kit into their van. The skid is designed to allow the user to choose between temporary fixings or bolting it into their van.

## Features

- Slots for Forklifting
- Plenty of mounting holes
- 500Ltr Capacity
- Hot pressure washing.
- Fill function
- Single user.
- All Hotcube Features.
- 2 x 150A Hose Reels

## Benifits

- Pre-built and plumbed kit ready for installation.
- Can be permanently or temporarily installed into a van.

## Weights & Dimensions



PART NO  
**HP-SKD500-15207DHE-150H**



Comet FDX Hot Cube Pressure Washer

Hot Water

200 Bar Yanmar powered hot water Pressure Washer, mounted in steel cage trolley.

This is an industrial hot water pressure washer, capable of meeting the most demanding of cleaning tasks on hand such as graffiti and chewing gum removal.

The well-proven Yanmar Diesel engine coupled via a gearbox to an Italian made Comet triple plunger pump, along with industrial grade dual lance, hose and other hardware means that this machine is your reliable number one for commercial work, day in and day out. The compact yet robust cage mounted on wheels enables this machine to be easily transported around site.

This machine can be used as a cold water pressure washer too, allowing many accessories to be attached.

200Bar Maximum Rated Pressure (2,800 psi)

16Lpm Maximum Rated Flow (4.2 gpm)

140°C Maximum Rated Temperature (284°F)

Weight



210kg

PART NO	ITEM
HP-CS90580513	Comet FDX Hot Cube Pressure Washer 16 lpm, 200 Bar, static, Yanmar Diesel
HP-CS90580501	Comet FDX Hot Cube Pressure Washer 16 lpm 200 Bar, wheeled, Yanmar Diesel



Denver Trailer FDX HotCube Diesel Powered Pressure Washer

Hot Water

Hot water pressure washers are ideal for cleaning heavily soiled surfaces. They often help you get the job done quicker and more efficiently than a cold water pressure washer.

The FDX Hot Cube is available to be installed in a vehicle, on a bowser trailer system, skid system or simply a separate wheeled trolley system.



Height 1,450mm Length 3,600mm Width 7,150mm

200Bar Maximum Rated Pressure (2,800 psi)

16Lpm Maximum Rated Flow (4.2 gpm)

140°C Maximum Rated Temperature (284°F)

PART NO	ITEM
HP-TR0800B-H15207DHE-300D	Denver Trailer with blue 800-ltr tank and FDX HotCube Diesel Powered Pressure Washer 16 lpm 200 Bar, 60-mtr Hose Reels





**120L** Tank Size

**150Bar** Maximum  
Rated Pressure  
(2,100 psi)

**12Lpm** Maximum  
Rated Flow  
(2.64 gpm)



### Honda Powered Barrow Mounted High Pressure Washer

150 Bar Honda powered cold water  
Pressure Washer, mounted on a  
sturdy 120-litre barrow

**Cold Water**

#### Specifications & Benefits include


- GX160 Honda petrol engine, recoil start with low oil alert
- General Pump geared plunger pump with built-in unloader valve - for smooth reliable operation
- Chemical injector on unloader for chemical pick-up
- 36-inch heavy duty steel chrome lance with quick connector and selection of 5 nozzles or easy nozzle changes
- 10-metre High pressure twin wire rubber hose for industrial use and longevity
- Hose reel mounted on the front - for secure storage of the hose when not in use
- Heavy duty metal trolley with large 15-inch wheels - for robustness and manoeuvrability

This is a versatile and rugged unit, capable of meeting the most demanding outdoor tasks on hand such as cleaning of gutters, cladding, wall surfaces, signs, decking, patios, paths and driveways, to name a few. The well-proven Honda GX160 petrol engine coupled via a gearbox to a reliable American made GP plunger pump, along with industrial grade lance, hose and other hardware means that this machine is your preferred option for commercial work, day in and day out. The compact yet robust barrow enables this machine to be easily transported to and from site and used where water availability is limited.

This machine is the perfect partner for gutter cleaning applications using telescoping wands or for turbo nozzles, rotary brushes and other attachments where single nozzles are used, especially where access to water is limited, thanks to its 120-litre tank.

#### PART NO

<b>HP-B1215OPHR</b>	Honda Powered Barrow Mounted Pressure Washer 12Lpm 150Bar
<b>HP-B1215OPHR-H</b>	Honda Powered Barrow Mounted Pressure Washer 12Lpm 150Bar with 15m Hose Reel



## DENVER™ 800 Litre Trailer with 15Lpm 207bar Honda Pressure Washer

Cold Water

Highway tow 600 litre and 800 litre water bowsers, mounted on single axle chassis, with petrol/diesel engine and pump combinations, capable of producing up to 15 lpm max flow 207bar max pressure. Complete with a 30m high pressure hose reel and hose.

Height



1,270mm

Length



2,450mm

Width



1,750mm

**207Bar** Maximum  
(2,900 psi) Rated Pressure

**15Lpm** Maximum  
(3.95 gpm) Rated Flow

**60°C** Maximum  
(140°F) Rated Temperature

### Features

- Durable and corrosion resistant polyethylene tank, baffled for safe transport of water
- Heavy duty hot-dipped galvanised steel chassis, fully approved for towing on highways
- Adjustable jockey wheel and ball coupling (eye coupling option on request)
- Mudguards, 13-pin plug and highway lighting to EU specifications
- Two rear lights housed in a steel channel for protection
- Fitted with rubber suspension, auto-reverse braking and hand parking brake

PART NO	ITEM
HP-TR0800B-15207PHR-150P	DENVER™ 800 Litre Trailer with 15Lpm 207bar Honda Pressure Washer, 30m Reel
HP-TR0800B-16276PHR-150P	DENVER™ 800 Litre Trailer with 16Lpm 276bar Honda Pressure Washer, 30m Reel



## DENVER™ 800 Litre Trailer and FDX Hot Cube Honda Powered Pressure Washer

Hot Water

These are probably the most compact trailer mounted 600 & 800 litre pressure washers on the market today, with a total length of less than 2.5 meters. A rugged and well-constructed trailer, meeting all current regulations and Type Approval, with powerful engine and pump combinations. This trailer provides a solution to situations where water is readily needed away from a water source and for the most demanding of outdoor cleaning tasks.

### Features

- Italian plunger pumps driven via a gearbox, with up to 200 bar max pressure and 16 lpm max flow capabilities, suitable for powering accessories such as rotary hard surface cleaners and water brooms, etc.
- Reliable Yanmar diesel engine, for easy start and smooth, powerful performance, mounted on to the galvanised chassis.
- Unloader valve with internal bypass, ensures longevity of the pump seals
- Inline suction filter, to prevent any debris from entering the pump.
- Chemical injector valve with line and filter for applying detergents.

- Pedestal mounted heavy duty lockable metal hose reel with 30 metres of twin-wire high pressure hose, 36" dual lance and fan nozzle
- Assortment of 5 different nozzles, 15°, 25°, 40°, pencil and foaming tips

Height



1,450mm

Length



3,600mm

Width



1,750mm

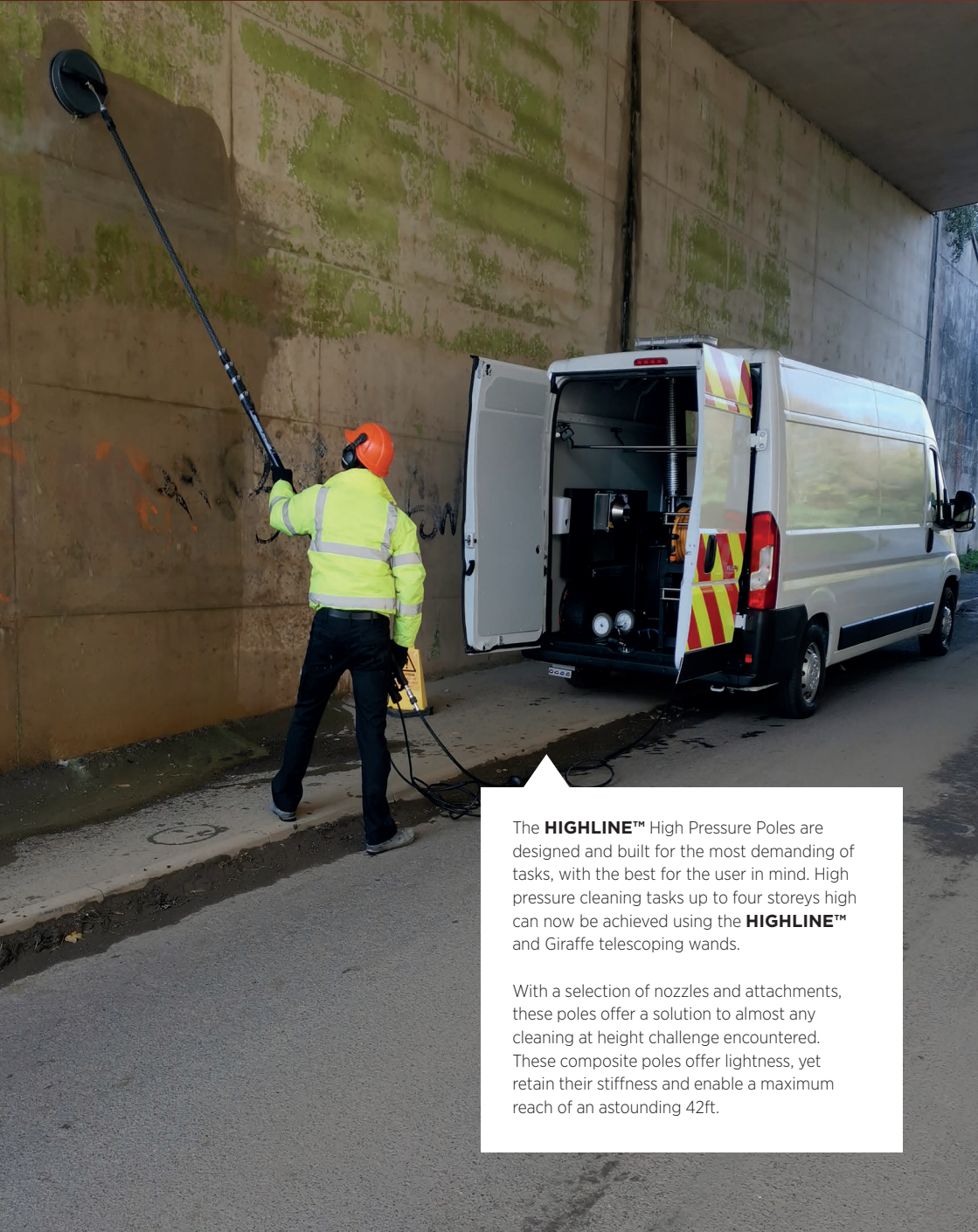
**200Bar** Maximum  
(2,900 psi) Rated Pressure

**16Lpm** Maximum  
(3.95 gpm) Rated Flow

**140°C** Maximum  
(284°F) Rated Temperature

PART NO	ITEM
HP-TR0800B-H15207PHE-300D	DENVER™ Trailer with blue 800 litre tank and FDX Hot Cube Honda Powered Pressure Washer 16 lpm, 200 bar, 60 metre Hose Reels





The **HIGHLINE™** High Pressure Poles are designed and built for the most demanding of tasks, with the best for the user in mind. High pressure cleaning tasks up to four storeys high can now be achieved using the **HIGHLINE™** and Giraffe telescoping wands.

With a selection of nozzles and attachments, these poles offer a solution to almost any cleaning at height challenge encountered. These composite poles offer lightness, yet retain their stiffness and enable a maximum reach of an astounding 42ft.

## Giraffe High Pressure Telescopic Poles

Designed to fit most pressure washers, hose rated to (4000 PSI) 280 bar.



Gun is firmly attached to the outer pole section



Quick coupler allows selection of nozzles and attachments to be fitted

Part No.	Composition	No. Of Sections	Minimum Length	Maximum Length	Achievable Height	Weight (kg) (pole only)
HP-HX4-COMP	Hybrid	4	2100mm	6800mm/ 22ft	24ft	2.6kg
HP-HX5-COMP	Hybrid	5	2100mm	8000mm/ 26ft	28ft	3.1kg
HP-HX6-COMP	Hybrid	6	2100mm	9400mm/ 30ft	32ft	3.7kg
HP-HX7-COMP	Hybrid	7	2400mm	12500mm/ 40ft	42ft	4.9kg

Maximise your cleaning...  
with the Giraffe high pressure telescoping wands!



**Glass Fibre / Aluminum Combination 18/24 ft Telescopic Wand**  
• Rated to 285 Bar

Part No.	Composition	No. Of Sections	Minimum Length	Maximum Length	Achievable Height	Weight (kg) (pole only)
HP-18	Glass Fibre/Aluminium	3	2100mm	5200mm	20ft	3.3kg
HP-24	Glass Fibre/Aluminium	4	2100mm	6900mm	26ft	4.7kg



### STREAMLINE® High Pressure Brush

STREAMLINE® high pressure brush, medium dual bristle, complete with 2 nozzles.

#### PART NO

**HP-SBF26-MD** 10" Brush (260mm)

**HP-SBF36-MD** 14" Brush (360mm)




### Belt Kit to suit HP.24 + HP.18

Supplied with HP.18A and HP.24A poles only

#### PART NO

**HP-BK**



### Cladding & Sign Brush Kit

For cladding and sign cleaning a 12" brush can be fitted

#### PART NO

**HP-BRUSH-KIT061201**




### High Pressure Single Swivel

High Pressure Single Swivel – Female threads

#### PART NO

**HP-SS**



### Quick Release Coupling Kit

Allows quick disconnect of lances and wands.

#### PART NO

**HP-COUP-KIT01**

**HP-COUP-KIT02** Quick Release M22 to F3/8



### High Pressure Brass Swivel

High Pressure Brass Swivel  
male plug, female coupler

#### PART NO

**HP-BS**



### 12" Gutter Cleaning Attachment

For use with all telescoping wands  
(excludes nozzle shown).

#### PART NO

**HP-GC**



### Various Nozzles

For use with all telescoping wands.

#### PART NO

**HP-NP020**

**HP-NP025**

**HP-NP030**

**HP-NP035**

**HP-NP040**

**HP-NP045**

**HP-NP050**

**HP-NP055**

**HP-NP070**

**HP-NP075**

**HP-NP085**

#### AVAILABLE IN

• 5 packs

• Singles

### Professional Chewing Gum Removal Tool

With up to 18 needle nozzles equipped cleaning head with 350 bar maximum operating pressure. The device is hand-held. The built-in nozzle is used for the removal of chewing gum and other stubborn dirt. It dissolves chewing gum from the top, and collects it in a chamber so that it can easily be removed and disposed of after cleaning.

This tool can be used on smooth surfaces with cold or hot water up to 95° C. Rough surfaces are best cleaned with hot water at 85-95° C.

- Operating pressure max. 350 bar
- Spray angle Spot beam
- Temperature max. 95° C
- Casing Plastic / stainless steel
- Nozzle size (table) 030 - 080
- Water consumption max. 34 l / min
- Dimensions 310 x 130 x 180mm
- Weight 2.0kg

#### PART NO

**HP-CTPOLY2-GL0900**





# Surface Cleaners

Flat surface cleaners allow you to clean large areas in a fraction of the time. The cleaner glides easily across the surface uniformly cleaning pool decks, sidewalks, garage floors and more. The cover is made from heavy-duty ABS material and metal components are made from anodised aluminium and stainless steel.



## 460mm (18") Hammerhead Hard Surface Cleaner

**285Bar** Maximum Rated Pressure

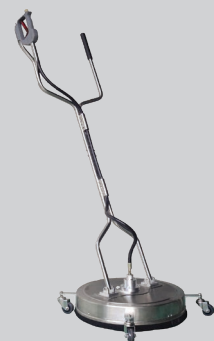
**30Lpm** Maximum Rated Flow

**3/8" F** NPT Inlet

### Part No.

**HP-HSC460-ES**

**HP-HSC460** As above with 4 Stainless Steel Castor Wheels



## 550mm (22") Hammerhead Stainless Hard Surface Cleaner

**285Bar** Maximum Rated Pressure

**30Lpm** Maximum Rated Flow

**3/8" F** NPT Inlet

### Part No.

**HP-HSC550-SS**



**HP-HSC300-QR**


## 300mm Handheld Hard Surface Cleaner

- Ideal for vertical surfaces & confined areas
- Cleans up to 25 m<sup>2</sup> per minute
- M22M inlet

### PART NO

**HP-HSC300**

**HP-HSC300-QR** 12" Handheld Surface Cleaner with 1/4 inch M Quick Release Coupler



## 12" 3-Nozzle Wall Crawler

- Maximum rated pressure - 285Bar (4000psi)
- Maximum rated temperature - 85°C (185°F)
- Water brooms allow you to clean large areas in a fraction of the time compared to standard lances. Glides easily across outdoor surfaces, uniformly cleaning them.

### PART NO

**HP-GP2100505**



Pressures Washer Systems

**HIGHLINE™** products are underpinned by the General Pump brand, a proven and reliable brand which has been industry tested worldwide for over 34 years.

With a wide variety of accessories available from the huge range of General Pump products, capable of meeting demands of high flows and extreme pressures, the items listed on these pages are just a taster of much more available. Please enquire from our sales team if you require a product not featured here.

For the latest prices visit: [www.streamline.systems](http://www.streamline.systems)



### Heavy Duty High Pressure Inline Gun

- Rated to 40 lpm 285 Bar
- 3/8" F NPT inlet • 1/4" F NPT outlet

PART NO
HP-G4000-10



### Heavy Duty High Pressure Gun

- Rated to 30 lpm 285 Bar
- 3/8" F NPT inlet
- 1/4" F NPT outlet

PART NO
HP-G4000-08



### Rotating Turbo Nozzle

- Rated to 260 Bar • 1/4" F BSP inlet

PART NO	ITEM
HP-TN-250	Turbo Nozzle - 250 Bar
HP-TN-350	Turbo Nozzle - 350 Bar



### 1/4 Plug - 1/4 Thread

PART NO	ITEM
HP-M14M14	



### Gun and 36" Lance Assembly

- For professional use
- Rated to 30 lpm 285 Bar
- Includes M22 male inlet

PART NO
HP-GL09002

\*Nozzle not included




### 1060mm Dual Lance

- 40 lpm 285 Bar
- 1/4" M NPT inlet
- Length 1060mm

PART NO
HP-DL1060

### Chrome Plated Insulated Lances



### Chrome Plated Insulated Lance

- 40 lpm 285 Bar
- 1/4" M NPT inlet
- Length 900mm

PART NO	ITEM
HP-SL0900	900mm
HP-SL1060	1060mm




Scan Here  
to shop online  
for the latest prices

Contact us on  
**+44 (0)1626 830 830**



## Hose Reels & Accessories

A range of high quality hose reels with direct hand crank rewind, locking mechanism, solid steel construction and full flow brass swivel joint.



### Free Standing 100ft x 3/8" (30m) Hose Reel

- Rated to 350 bar
- 100 ft x 3/8" hose (30m)
- Free standing
- 1/4" NPT Male Inlet

PART NO

HP-HRM100-FS

### Reels rated to 250 bar



### 50 ft x 3/8" (15m) Hose Reel

Inlet Thread: 3/8" NPT Female

PART NO

HP-HRM050



### 100 ft x 3/8" (30m) Hose Reel

Inlet Thread: 3/8" NPT Male

PART NO

HP-HRM100



### 150 ft x 3/8" (45m) Hose Reel

Inlet Thread: 3/8" NPT Female

PART NO

HP-HRM150



### 200 ft x 3/8" (60m) Hose Reel

Inlet Thread: 3/8" NPT Male

PART NO

HP-HRM200



### 150ft x 3/8" (45m) Hose Reel fixed on 'A' Frame

Inlet Thread: 3/8" NPT Female

PART NO

HP-HRM150A



### 150ft x 3/8" (45m) - Hose Reel fixed on 'A' Frame

PART NO

HP-HRM151A-045-6161

Includes 45m 5/16" of twin wire hose



### 150ft x 3/8" (50m) - Hose Reel with Hose Guide fixed on 'A' Frame

PART NO

HP-HRM152A

HP-HRM152A-050-5761

Includes 50m of hose



### 150ft x 3/8" (50m) Electric Hose Reel fixed on 'A' Frame

PART NO

HP-HRM153A

HP-HRM153A-050-5761

Includes 50m of hose



### 150ft x 3/8" (50m) Electric Hose Reel with Hose Guide fixed on 'A' Frame

**PART NO**
**HP-HRM154A**
**HP-HRM154A-050-5761**

Includes 50m of hose



### 300ft x 3/8" (100m) Hose Reel with Hose Guide fixed on 'A' Frame

**PART NO**
**HP-HRM302A**
**HP-HRM302A-100-5761**

Includes 100m of hose



### 150ft x 3/8" (50m) Hose Reel fixed on 'A' Frame & Trolley

Includes 50m of hose

**PART NO**
**HP-HRM158A**
**HP-HRM158A-050-5761**

Includes 50m of hose



### 300ft x 3/8" Electric Hose Reel fixed on 'A' Frame

**PART NO**
**HP-HRM303A**
**HP-HRM303A-100-5761**


Includes 100m of hose



### 150ft x 3/8" (50m) - Hose Reel with Hose Guide fixed on 'A' Frame & Trolley

**PART NO**
**HP-HRM159A**
**HP-HRM159A-050-5761**


Includes 50m of hose



### 300ft x 3/8" Electric Hose Reel with Hose Guide fixed on 'A' Frame

**PART NO**
**HP-HRM304A**
**HP-HRM304A-100-5761**

Includes 100m of hose



### 300ft x 3/8" (100m) Hose Reel fixed on 'A' Frame

Inlet Thread: 3/8" NPT Male

**PART NO**
**HP-HRM300A**


### 300ft x 3/8" Hose Reel fixed on 'A' Frame & Trolley

**PART NO**
**HP-HRM308A**
**HP-HRM308A-100-5761**

Includes 100m of hose





**300ft x 3/8" (100m) Hose Reel with Hose Guide fixed on 'A' Frame & Trolley**

**PART NO**

**HP-HRM309A**

**HP-HRM309A-100-5761**

Includes 100m of hose




**Hose Reel High Pressure 450' x 3/8 inch - A-frame type**

**PART NO**

**HP-HRM450A**

**HP-HRM458A**



**Hose Reel Guide Accessory**

**PART NO**

**HP-GP2100462** To Suit HP-HRM150A

**HP-GP2100463** To Suit HP-HRM300A



**High Pressure Hose - 5/16 inch Twin Wire**

**PART NO**

**HP-H516T-01000-5757** 10mtr Length

**HP-H516T-02000-5757** 20mtr Length



**Quick Release Plate Kit**

Suitable for all HP Hose Reels, with all fixings required.

**PART NO**

**HP-KIT0001**



**Soap Shooter Kit**

Includes 30ft hose filter and No.4 nozzle.

**PART NO**

**HP-GP100145**

## High Pressure Couplings

\* All 1/4" couplings rated to 350 bar. All 3/8" and M22 couplings rated to 285 bar.



**1/4" Quick Disconnect - 1/4" M Thread - Stainless Steel**

**PART NO**

**HP-F14M14-SS**

**HP-F38M38-SS**



**1/4" Plug - 1/4" F Thread**

**PART NO**

**HP-M14F14**

**1/4" Plug - 1/4" F Thread - Stainless Steel**

**HP-M14F14-SS**

**3/8" Plug - 3/8" F Thread**

**HP-M38F38**



**1/4" Quick Disconnect - 1/4" F Thread**

**PART NO**

**HP-F14F14**

**3/8" Quick Disconnect - 3/8" F Thread**

**HP-F38F38**



**1/4" Plug - 1/4" M Thread**

**PART NO**

**HP-M14M14**

**1/4" Plug - 1/4" M Thread - Stainless Steel**

**HP-M14M14-SS**

**3/8" Plug - 3/8" M Thread**

**HP-M38M38**




**1/4" Quick Disconnect  
- 1/4" M Thread**

PART NO  
HP-F14M14

**3/8" Quick Disconnect - 3/8" M Thread**

HP-F38M38



**1/4" Quick Disconnect - 1/4" F Thread - Stainless Steel**

PART NO  
HP-F14F14-SS  
HP-F38F38-SS



**Threaded Connector  
M22F Thread - 1/4" F**

PART NO  
HP-F22F14

**Threaded Connector  
M22F Thread - 3/8" F**

HP-F22F38



**Threaded Connector  
- M22F Thread - 1/4" M**

PART NO  
HP-F22M14

**Threaded Connector  
- M22F Thread- 3/8" M**

HP-F22M38



**Threaded Connector  
- M22M Thread - 1/4" F**

PART NO  
HP-M22F14

**Threaded Connector  
- M22M Thread - 3/8" F**

HP-M22F38



**Threaded Connector  
- M22M Thread - 1/4" M**

PART NO  
HP-M22M14

**Threaded Connector  
- M22M Thread - 3/8" M**

HP-M22M38



**Threaded Connector  
M22 to 3/8" M**

PART NO  
HP-M22M38Q

Find us on



**Don't forget,**  
for the latest prices shop online at  
**www.streamline.systems**



Contact us on  
**+44 (0)1626 830 830**



# High Pressure Accessories



Replacement Handle for  
HP-HRM150P Reel

PART NO  
HP-GP2660233



Hose Reel Swivel for  
HP-HRM150A/300A

PART NO  
HP-GP2103246



Hose Reel Swivel for  
HP-HRM150P Reel

PART NO  
HP-GP2103261




Hose Reel Stacking Kit to suit  
HP-HRM150A & HP-HRM300A  
Hose Reels

PART NO  
HP-KIT0003



Threaded Connector -  
M22M - M22M

PART NO  
HP-M22M22



Hose Reel High Pressure  
300' x  $\frac{3}{8}$  inch - A-frame type  
with Trolley & Hose Guide

PART NO  
HP-HRM309A



Hose Reel Trolley for HP A-frame  
Hose Reels

PART NO  
HP-GP2100465



Hose Reel Stacking Kit to suit  
HP-HRM150A & HP-HRM300A  
Hose Reels

PART NO  
HP-KIT0002




**Replacement Brush for  
HP-HSC300 Rotary**

**PART NO**  
**HP-GP2660195**



**Nozzle Jet for HP-HSC300 Rotary  
Hard Surface Cleaner**

**PART NO**  
**HP-GP925020S**




**Replacement Brush for  
HP-HSC460 Rotary**

**PART NO**  
**HP-GP2660195**



**Nozzle Jet for HP-HSC  
460 / 500 / 550 Rotary HSC**

**PART NO**  
**HP-GP925020M**



**Replacement Brush for  
HP-HSC550 Rotary**

**PART NO**  
**HP-GP2103223**



**Swivel with Zert for Rotary  
HSC 460 / 500**

**PART NO**  
**HP-GP2103220** HP-HSC460 / 500  
**HP-GP2103226** To suit HP-HSC550



**Compensating Gun for  
HP-HSC460/500/550 Rotaries**

**PART NO**  
**HP-G4000-FSC**



**Rotary Arm with Nozzles for  
HP-HSC550 rotary**

**PART NO**  
**HP-GP2103224**



**Drain Cleaning Nozzle**

**PART NO**  
**HP-DNC-04**





**Lance Extension for HP & Power Poles, M22F x 1/4 Quick Disconnect, 150mm**

Suits the HP-18 and HP-24 high pressure Giraffe poles

**PART NO**  
**HP-EXT-150-01**



**Stainless Extension - 1/4" M x 1/4" M - 150mm**

**PART NO**  
**HP-EXT-COMP** To Suit HP-18 / HP-24



**Replacement O-Ring for HP-F14**

**PART NO**  
**HP-F14-OR-001**




**Replacement O-Ring for HP-F38**

**PART NO**  
**HP-F38-OR-001**



**Replacement Brass Elbow O-Ring**

**PART NO**  
**HP-BHC90-OR-001**




**Repair Kit for Swivels - to suit HP-HRM-D reels**

**PART NO**  
**HP-GP2100278**



**Adjustable Brass Chemical Injector - 3/8"**

**PART NO**  
**HP-GP100619**





Section 7

# Internal Window Cleaning

Areas of use include car showrooms, stair wells and atriums in office blocks, schools, colleges, hotels, airports, shopping centres... the opportunities are endless! Saving time, saving money...

## STREAMLINE<sup>®</sup> DRAGONFLY<sup>®</sup> 4

The **STREAMLINE<sup>®</sup> DRAGONFLY<sup>®</sup>** is the perfect answer to internal glass cleaning where a ladder or other reach equipment is normally required, as it allows you to clean windows at height with your feet on the ground. With a simple pump system and bottle filled with pure water or a light detergent glass cleaner in a backpack and a

microfibre pad on a swivel mop plate attached to a telescope the **DRAGONFLY<sup>®</sup>** simplifies internal window cleaning forever. Areas of use include car showrooms, stair wells and atriums in office blocks, schools, colleges, hotels, airports, shopping centres the opportunities are endless! Saving time, saving money...

### New improved coiling hose, prevents you from tripping on trailing hoses.

Working at height presents all sorts of health and safety issues. **STREAMLINE<sup>®</sup>** telescopic pole products are developed to simplify these issues and reduce risks associated with working at height as far as possible.

The **DRAGONFLY<sup>®</sup>** can be fitted to any one of the **STREAMLINE<sup>®</sup>** telescopic poles and extra pole kits can be purchased separately to allow the **DRAGONFLY<sup>®</sup>** to be connected to various pole sizes.

The high tech microfibre pads are washable up to 500 times, without losing their integrity. When they are slightly moistened, they can cut through grease and other soilage found on glass in almost no time at all.

charger, 1.5 ltr reservoir in a backpack, battery in a holster with an auto switch, pump in a holster, mop plate head assembly with fine nozzle and four microfibre pads. Additional microfibre pads are available for various cleaning applications.

The battery operated pump allows a fine mist of pure water or a light detergent glass cleaner to be applied to the area to be cleaned without the need to collapse the pole to moisten the pad. The backpack enables the operator to move around freely and can be configured to suit individual requirements.

The kit includes instructions for use, a 240V battery







Scan Here  
to shop online  
for the latest prices

Visit our website  
[www.streamline.systems](http://www.streamline.systems)

### **DRAGONFLY® 4**

Easy fill 1.5 ltr  
water reservoir

### **STREAMLINE OVA8®**

Lightweight  
Carbon Fibre  
Telescopic Pole  
reach up to 18m  
(60 ft)

## The **DRAGONFLY® 4** internal window cleaning kit

### Quite possibly the best internal window cleaning kit in the world...

The DRAGONFLY® 4 internal window and glass cleaning kit brings you the latest innovation from the STREAMLINE® range of high reach cleaning equipment.

It is the simplest, safest and most efficient way to clean internal windows at height – reaching up to 60ft!

The **DRAGONFLY® 4** relies on no detergents or chemicals and yet cleans a multitude of surfaces, including windows, mirrors, cladding and stainless steel surfaces to a sparkling and spot-free finish. With a compact battery and pump combination mounted in the comfortable backpack, controlled by a simple switch on one of the lightweight **OVA8®** poles, the **DRAGONFLY® 4** has proven to clean at height up to three times faster than traditional methods ... and safely from the ground.

#### Benefits:

- Environmentally friendly – no chemicals required
- Rechargeable battery – ensures the task can be completed without the worry of having to have spare batteries
- **OVA8®** telescopic poles – no modular pole sections lying around
- Can be fitted to any of the pole sizes from the **OVA8®** range – reaching up to 16mtr (60ft)

Easy fill 1.5 ltr  
water reservoir

Powerpack with  
rechargeable battery

Charging point,  
with red and green  
light indicators

Backpack  
allows operator  
to use both hands  
to control the  
pole

Comfortable  
shoulder straps

Chest straps ensure  
backpack fits securely

DRAGONFLY® 4

MK4 Internal Window  
Cleaning Kit  
Complete with Pole  
Attachments



Kit includes:

- 1

STREAMLINE® DRAGONFLY® 4  
Backpack, containing 1.5 litre water reservoir,  
battery, pump and remote control switch
- 2

Battery Charger
- 3

25cm Aluminium Mop Plate
- 4

2 x Glass Microfibre Scrub Mops
- 5

2 x Glass Microfibre Polishing Mops
- 6


Remote control
- 7

Pole attachment
- 8

15m of tubing

PART NO	ITEM
DRAGONFLY4-001	DRAGONFLY® MK4 Internal Window Cleaning Kit Complete with Pole Attachments
DRAGONFLY4-002	DRAGONFLY®4 Internal Window Cleaning Kit Complete with OVA8 pole attachments

STREAMLINE® OVA8®  
DRAGONFLY® 4  
Pole Options



Cleans up to  
**60ft**  
from the safety  
of the ground

Internal Window Cleaning

Benefits of a STREAMLINE® OVA8® pole?

- Its innovative design ensures that the dreaded pole spin associated with worn pole sections is a thing of the past.
- Superb pole section clamps ensure the pole sections stay where you want them.
- 100% carbon ensuring it's as light as possible and as strong as possible.
- Its 2 flat sides make the pole easier to hold for long periods of time.
- Available in multiple sizes to suit customers' needs.

STREAMLINE OVA8® Telescopic Pole Options for DRAGONFLY® 4 Internal Cleaning Kit

PART NO	ITEM
DRAGON-OV17-24-E	STREAMLINE® OVA8® OV17-24 5.2mtr Telescopic Pole for DRAGONFLY®4
DRAGON-OV22-24-E	STREAMLINE® OVA8® OV22-24 6.7mtr Telescopic Pole for DRAGONFLY®4
DRAGON-OV25-24-E	STREAMLINE® OVA8® OV25-24 7mtr Telescopic Pole for DRAGONFLY®4
DRAGON-OV30-24-E	STREAMLINE® OVA8® OV30-24 10mtr Telescopic Pole for DRAGONFLY®4
DRAGON-OV35-30-E	STREAMLINE® OVA8® OV35-30 11mtr Telescopic Pole for DRAGONFLY®4
DRAGON-OV40-30-E	STREAMLINE® OVA8® OV40-30 13mtr Telescopic Pole for DRAGONFLY®4
DRAGON-OV45-30-E	STREAMLINE® OVA8® OV45-30 15-mtr Telescopic Pole for DRAGONFLY®4
DRAGON-OV60-40-E	STREAMLINE® OVA8® OV60-40 20-mtr Telescopic Pole for DRAGONFLY®4



# DRAGONFLY® 4

## Accessories



**Spray Body & Nozzle for  
ECOSHINE™ Pro & DRAGONFLY® 4**

PART NO  
TERIO116



**DRAGONFLY® 4 Battery Charger  
Universal with adaptors**

PART NO  
BC00002-ES



**21 Series Female Connector  
with 4mm hose tail**

PART NO  
Q21FH-04




**21 Series Male Adaptor 1/4 inch  
female thread with Non  
Return Valve**

PART NO  
Q21MF-14-NCV



**25cm Aluminium Mop Plate**

PART NO  
V370300



**40cm Mop Plate & Pad**

PART NO  
V374618  
V549440

Internal Window Cleaning



**Female Threaded Socket**

PART NO  
FT2



**Replacement DRAGONFLY® 4  
12v NIMH Battery**

PART NO  
BATT0001



**DRAGONFLY® Complete  
spray assembly for OVA8  
DRAGONFLY® Poles**

PART NO/ITEM  
DRAGON-KIT08 DRAGONFLY® Spray Assembly  
for OVA8®

New for  
2022

**Don't forget,**  
for the latest prices shop online at  
[www.streamline.systems](http://www.streamline.systems)



Contact us on  
**+44 (0)1626 830 830**



ECOSHINE™ PRO

ECOSHINE™ PRO is a telescopic tool for cleaning indoor windows and other washable surfaces. It is sturdy, manoeuvrable and easy to use, combining the cleaning power of pure water and microfibre, to remove any kind of dirt from windows and other non-porous surfaces, with rapidity and minimal effort.

Benifits

- Significantly reduces operating times
- Lightweight, compact and easy to use
- Eases access to small and awkward surfaces
- No need to dry surfaces after cleaning.

Applications

- Partition walls
- Mirrors & showers
- Ground windows
- Shop windows
- Display cabinets
- Public transport windows
- Digital signs
- ...and many more!

Each kit comes with 4 pads

- 2 x Microfibre Polishing Mops
- 2 x Microfibre Scrub Mops

Available in 2 sizes:

PART NO	MIN. LENGTH (mm)	MAX. LENGTH (mm)	NO. SECTIONS	WEIGHT (kg)
V552150	1180	1660	2	1.0
V552310	1960	3260	2	1.5



Scan Here  
to shop online  
for the latest prices



Includes 2 x **STREAMLINE®** Polishing Mops  
& 2 x **STREAMLINE®** Scrub Mops



150cm length

PART NO

V552150

Includes 2 x **STREAMLINE®** Polishing Mops  
& 2 x **STREAMLINE®** Scrub Mops



310cm length

PART NO

V552310

Don't forget,  
for the latest prices shop online at  
[www.streamline.systems](http://www.streamline.systems)



Contact us on  
**+44 (0)1626 830 830**



## ECOSHINE™ Kit Indoor Window Cleaning Kit

For easy cleaning of low level internal windows. No need for chemicals, clean with ordinary water and microfibre technology.



### Kit Includes

- 1** 2-stage telescoping pole with 25cm aluminium mop plate
- 2** 2 x microfibre polishing mops
- 3** 2 x microfibre cloths
- 4** 300ml trigger spray bottle
- 5** Handy carry bag

PART NO  
**V549102**

### Mop Pads




30cm

**STREAMLINE®**  
Microfibre Polishing Mop  
30cm

PART NO  
**V549120**

Included with the **STREAMLINE®**  
**DRAGONFLY®4**



30cm

**STREAMLINE®**  
Microfibre Scrub Mop  
30cm

PART NO  
**V549121**

Included with the **STREAMLINE®**  
**DRAGONFLY®4**



**Scan Here**  
to shop online  
for the latest prices

Visit our website  
**www.streamline.systems**







## Section 8

# **FILTERPLUS<sup>®</sup>** Filtration & Resin

From commercial reverse osmosis static systems, to portable carry DI systems and all accessories to go with.

# **FILTERPLUS<sup>®</sup>**

## Filtration & Resin

**STREAMLINE<sup>®</sup>** includes a large range of filtration equipment under the **FILTERPLUS<sup>®</sup>** brand, from commercial reverse osmosis static systems, to portable carry DI systems and all accessories to go with.



### Reverse Osmosis systems

**Pages 210**

Compact, part assembled, cost effective water purification made easy. Unit includes Triple Prefiltration, RO Membrane, pressure gauge, Shut-off valve all mounted on a sturdy metal frame. Available with or without a booster pump.



### FILTERPLUS<sup>®</sup> MOBI<sup>®</sup> Filtration systems

**Pages 214 - 229**

Available as single items or as part of a kit, the **MOBI<sup>®</sup>** filters produce pure water on-demand quickly and easily, which helps you get started - FAST! Filled with demineralising resin, these filters produce instant results for a spot-free clean, giving you pure water right where you need it.



### FILTERPLUS<sup>®</sup> Filtration Accessories

**Pages 230 - 233**

With a full range of filtration systems, **STREAMLINE<sup>®</sup>** has all replacement parts and accessories you need to keep your system fully functional. From Filter housings, to resin beads, and from reverse osmosis membranes to pre-filter housings, **STREAMLINE<sup>®</sup>** offers the full range.





## **FILTERPLUS® 300**

**300 gallon per day reverse osmosis water filtration system.**

Compact, part assembled, cost effective water purification made easy. Unit includes triple prefiltration, single membrane, pressure gauge, shut off valve mounted on sturdy metal frame.

System requires minimum of 40 PSI inlet pressure.

300 US gallons per day, approx 20 litres/hour in optimum conditions

- Triple prefiltration
- Single membrane
- Pressure gauge
- Shut-off valve
- Mounted on a sturdy metal frame

### **PART NO**

**300GPD-F**

**300GPD-F-DI**



## **FILTERPLUS® 600**

**600 gallon per day reverse osmosis water filtration system.**

Compact, part assembled, cost effective water purification made easy. Unit includes triple prefiltration, single membrane, pressure gauge, shut off valve mounted on sturdy metal frame.

600 US gallons per day, approx 40 litres/hour in optimum conditions

- Triple prefiltration
- Dual membrane
- Pressure gauge
- Shut-off valve
- Mounted on a sturdy metal frame

### **PART NO**

**600GPD-F**

**600GPD-F-DI**

### **Add your fittings kit**

#### **Nylon Hoselock**

Quick coupling kits for **FILTERPLUS® 300 / 600** systems.

**KIT01301**

**KIT01601**



#### **Brass Hoselock**

Quick coupling kits for **FILTERPLUS® 300 / 600** systems.

**KIT01300**

**KIT01600**



### **Triple Prefilter Kit**

Triple 10" Prefilter Kit, fits most traditional RO systems

### **PART NO**

**KIT02310-001**



### **10" & 20" Sediment Cartridges**

PART NO	ITEM
<b>DF10-F-001</b>	10" Cartridge
<b>DF20-F-001</b>	20" Cartridge




### **10" & 20" Granular Carbon Cartridges**

PART NO	ITEM
<b>GAC10-F</b>	10" Cartridge
<b>GAC20-F</b>	20" Cartridge



### **10" & 20" Carbon Block Cartridges**

PART NO	ITEM
<b>CF10-F-001</b>	10" Cartridge
<b>CF20-F-001</b>	20" Cartridge



### **10" & 20" Eco Cartridge**

PART NO	ITEM
<b>FH2C-10-F</b>	10" Eco Cartridge
<b>FH2C-20-F</b>	20" Eco Cartridge



### FILTERPLUS® CLK Prefilter Cartridge Set

**PART NO**  
**KIT02310-CLK**



### Sediment Cartridge Filter - CLK Bayonet type

**PART NO**  
**CLK2-DF360**



### Granular Carbon Cartridge Filter - CLK Bayonet type

**PART NO**  
**CLK2-GAC360**



### Carbon Block Cartridge Filter - CLK Bayonet type

**PART NO**  
**CLK2-CF360**



### DI Cartridge Filter - CLK Bayonet type


**PART NO**  
**CLK2-DI360**



### 10" & 20" Filter Housings

10" Housings with 1/4" and 1/2" ports  
20" Housings with 1/2" ports

PART NO	ITEM
<b>FH2WW-10</b>	10" White Filter Housing 1/4" Female ports
<b>FH2CW-10</b>	10" Clear Filter Housing 1/4" Female ports
<b>FH2WW-20</b>	20" White Filter Housing 1/2" Female ports
<b>FH2CB-20</b>	20" Clear Filter Housing 1/2" Female ports



### R.O. Membrane 300 gpd

Fits **FILTERPLUS**® 300 and 600 systems.

**PART NO**  
**R-MR300**



### 240V Booster Pump

Compatible with all **STREAMLINE**® reverse osmosis filtration systems.

PART NO	ITEM
<b>BP-0200</b>	300 gpd Booster Pump - 200L per hour
<b>BP-0400</b>	600 gpd Booster Pump - 400L per hour
<b>BP-0600</b>	21" Membrane - 600L per hour
<b>BP-0800</b>	40" Membrane - 800L per hour



### Brass Hoselock

Quick coupling kits for **FILTERPLUS**® 300 and 600 systems.

PART NO	ITEM
<b>KIT01300</b>	For 300 gpd
<b>KIT01600</b>	For 600 gpd



### Nylon Hoselock

Quick coupling kits for **FILTERPLUS**® 300 and 600 systems.

PART NO	ITEM
<b>KIT01301</b>	For 300 gpd
<b>KIT01601</b>	For 600 gpd





Scan Here  
to shop online  
for the latest prices

Visit our website  
[www.streamline.systems](http://www.streamline.systems)



## ***FILTERPLUS® MOBI®*** range is growing...

Pure water, right where  
you need it.

Available as single items or as part of a kit, the **MOBI®** filters produce pure water on-demand quickly and easily and help you to get started – fast!

Filled with demineralising resin, these filters produce instant results for a spot-free clean, giving you pure water right where you need it.

# FILTERPLUS® MINI RO

**The FILTERPLUS® Mini RO is a fully commercial filtration unit designed to be freestanding or wall mounted and is capable of producing high volumes of pure water continuously**

This RO unit has a waste adjustment valve which allows the operator to adjust the pure water ratio as required.

An optional DI filter vessel can be easily added on to the unit, to provide a final polish if required. The RO unit is fully automatic allowing for flushing and maintenance of the unit and providing a highly efficient pure water system.

A wall bracket is available as an optional extra to free up floor space if required. The RO unit has a stainless steel support frame to minimise rust in wet environments.



## Weights & Dimensions

Height



783mm

Length



514mm

Width



380mm

Weight / Dry



39.5kg

(With wall bracket)

Height 783mm

Width 514mm

Length 408mm

## Features

- Free standing unit with optional wall mount bracket
- Fully incorporated twin RO membranes
- 10" Big Blue pre-filters
- Optional DI filter vessel easily added on
- Fully adjustable pure / waste water ratio
- Auto flush and shut off functions
- Stainless steel support frame
- Compact and professional design
- Built-in inline TDS meter
- Easy to read pressure dial
- Produces 1200 GPD

## REPLACEMENT PRE-FILTERS


**T-CF10-F**

**FILTERPLUS®**  
10" BB  
Carbon  
Block  
Cartridge



**T-DF10-F**

**FILTERPLUS®**  
10" BB  
Sediment  
Cartridge



**Scan Here**  
to shop online  
for the latest prices


PART NO

**FP-ST1200-03**

ITEM

FILTERPLUS® Mini RO System, 1200GPD

New for  
2022



Filtration & Resin



# FILTERPLUS® MAXI RO

The FILTERPLUS® Maxi RO is a fully commercial filtration unit designed to be freestanding and is capable of producing high volumes of pure water continuously.

This RO unit has a waste adjustment valve which allows the operator to adjust the pure water ratio as required.

An optional DI filter vessel can be easily added on to the unit, to provide a final polish if required. The RO unit is fully automatic allowing for flushing and maintenance of the unit and providing a highly efficient pure water system.

The RO unit has a stainless steel support frame to minimise rust in wet environments.



## Features

- Free standing unit
- Fully incorporated twin RO membranes
- 20" Big Blue pre-filters
- Optional DI filter vessel easily added on
- Fully adjustable pure / waste water ratio
- Auto flush and shut off functions
- Stainless steel support frame
- Compact and professional design
- Built-in inline TDS meter
- Easy to read pressure dial
- Produces 2000 GPD

## REPLACEMENT PRE-FILTERS


T-CF20-F

FILTERPLUS®  
20" BB  
Carbon Block  
Cartridge



T-CF20-F

FILTERPLUS®  
20" BB  
Sediment  
Cartridge



Scan Here  
to shop online  
for the latest prices

PART NO

FP-ST3000-03

ITEM

FILTERPLUS® Maxi RO System, 2000GPD

## Weights & Dimensions

Height



1183mm

Length



481mm

Width



514mm

Weight / Dry




74kg

(With wall bracket)

Height 783mm

Length 519mm

Width 514mm



Filtration & Resin

New for  
2022



## MOBI® CARRY

### Mobile Filter Trolley

The new and easy 'Carry 'n' Go' Mobile Basic DI Filter Vessel. A 6 x 18 Vessel (6.9 litre) filled with demineralising resin, and with added benefits.

#### Features





- Vessel filled with resin
- Comfortable carry handle
- Same handle can be used as a wall bracket
- Stop connector on female coupler saving pure water when disconnected
- Stainless male inlet connector for long life (no chance of snapping off)
- Resin changes can still easily be performed

#### Available in the following options:

	
PART NO	ITEM
FP-MOBI-C0817-02	MOBI® Carry 8 x 17 (11 Ltr) De-ionising Filter with handle



#### Hose Connection Kits for MOBI® Basic

	<b>Nylon Hose Kit - 1m</b> From the Tap Connector to the Filter Vessel		<b>Stainless Hose Kit</b> From the Tap Connector to the Filter Vessel
	<b>PART NO</b> <b>FP-MOBI-KIT-014344</b>		<b>PART NO</b> <b>FP-MOBI-KIT-012529</b>
	<b>Nylon Hose Kit - 1m</b> From the Filter Vessel to the Hose Reel		<b>Stainless Hose Kit</b> From the Filter Vessel to the Hose Reel
	<b>PART NO</b> <b>FP-MOBI-KIT-014244</b>		<b>PART NO</b> <b>FP-MOBI-KIT-012129</b>

# MOBI® CARRY





Scan Here  
to shop online  
for the latest prices

Visit our website  
[www.streamline.systems](http://www.streamline.systems)



# MOBI® ROLL

## MOBI® ROLL Mobile Filter Trolley

The simple way to clean glass! Pure water cleaning using waterfed poles eliminates the need for hand tools and detergents and keeps your feet firmly on the ground.

This easy to use **MOBI®** Roll will produce pure water instantly allowing you to clean your windows and glass leaving them gleaming and spot free without the need to squeegee.

The re-fillable filter vessel will produce approx. 8,000 litres of pure water (at 100 ppm). It is supplied with a hand-held TDS 1 meter to keep regular checks on the water quality.

### Features

- Compact, sturdy steel chassis fitted with large rubber wheels for ease of mobility on uneven surfaces
- Fitted with stainless hozelock-type connectors to prevent breakages
- The outlet is fitted with an automatic shut-off valve to stop the water immediately when disconnected
- An AHA-H6 pole connector can be coupled straight into the outlet to eliminate unnecessary hoses.
- The vessel is easily removed to facilitate resin changes

### Optional extras

These include pre-filtration to extend the life of the resin and inline TDS meter for quick water quality checks.



Filtration & Resin

PART NO	ITEM
FP-MOBI-T0835-02	Filterplus® MOBI® Trolley 8x35 DI Filter Trolley - filled with MB111



The **MOBI® MIDGET** RODI trolley system is a three-stage filtration system that incorporates three distinct purification technologies: a carbon block pre-filter, a reverse osmosis membrane, and a polishing DI filter. The result of the three filtration procedures is clean water with a purity level of 000ppm. This unit is designed to supply a single operator.

This excellent stainless-steel mobile trolley system can filter tap water on-demand while on-site. You are able to produce a strong flow of pure water quality using a battery powered RODI trolley system.

The **MOBI®** Midget trolley system can be used in courtyards, around schools, retail malls, and other situations where a van or trailer system cannot go. With the use of a short lightweight carbon fibre **OVA8®** pole, the trolley systems can also be mounted on rooftops for abseiling or suspended platform-based cleaning.

### Features

- Compact and robust stainless-steel frame
- Comes complete with a Mains charger
- 5-hour charge time, 8 hours run time
- Built-in USB port so you can charge your mobile device while out and about
- removable battery for charging or quick changing
- Easy Removable battery for recharging
- Compact frame ensuring the unit can be used in either vertical or horizontal positions
- Instant pure water on demand
- Comes with Inline Water Quality TDS Meter
- pumped unit means consistent flow and pressure regulation



Scan Here  
to shop online  
for the latest prices

Visit our website  
[www.streamline.systems](http://www.streamline.systems)



### Operating Specifications:

- **Filtration:** Pre-filtration, Reverse Osmosis and De-Ionising filter
  - **Max Filtration Pressure:** 120psi
  - **Max Flow:** 3.8IPM (Litres per day 5,472L)\*
  - **Inlet Water TDS Range:** 100-400ppm
  - **Final Water TDS:** 000ppm
  - **Voltage:** 230V
  - **Operators:** 1
  - **Run Time:** 12hrs  
6hr charge time
- \*In optimum conditions

### REPLACEMENT FILTERS

#### R-MK600

MOBI® Midget Dual 300GPD Membrane Housing Kit (x2 required)



#### DF10-F-001

**FILTERPLUS®**  
Sediment 5 Micron  
10" Cartridge



#### CF10-F-001

10" Carbon Block Cartridges



PART NO	ITEM
FP-TR1200L-02-SS	MOBI® Midget Battery Powered RO System Stainless 1200GPD with lithium battery & charger

New for  
2022



Filtration & Resin



The **STREAMLINE® MOBI® MAXI** portable filtration system is the perfect portable system for window cleaning, solar panel cleaning, boat cleaning and many other hard surface exterior cleaning applications.

Providing that there is access to both water and mains power supply (230V), the **STREAMLINE® MOBI® MAXI** filtration system will produce enough water and pressure for 2 x operators to clean up to 22mtr (72ft), simultaneously.

### Features

- Compact, robust, sturdy frame, suitable for operators to use the trolley system in most industrial environments – unit can be operated in either horizontal or vertical positions
- Large stainless-steel membrane housing, with 4040 **FILTERPLUS®** membrane
- Pressure gauge monitors pressure in membrane housing
- Industrial, 120psi, 230V, fan-cooled booster pump
- Inline TDS 3 meter monitors the water quality after the RO filter and after the final polishing DI filter
- Comes complete with hose connections for inlet, outlets and waste water ports – suitable for 1 x or 2 x operators, with separate ports
- 5mtr electrical cable

### Filtration includes:

- 5 Micron Sediment Filter to remove larger particles
- 5 Micron Carbon Pre-Filter to remove Chlorine
- 4040 Reverse Osmosis membrane filter, rejects up to 98% of dissolved impurities
- DI Filter completes the purification stage, polishing the water to 000ppm

The **MOBI® MAXI** is the perfect solution for on-site building maintenance teams, window cleaners and facilities managers who need to access remote parts of modern buildings from court-yards and roof top atriums, etc.



### Operating Specifications:

- **Filtration:** Pre-filtration, Reverse Osmosis and De-Ionising filter
- **Max Filtration Pressure:** 120psi
- **Max Flow:**
  - FP-TR2000-03 6.2Lpm (Litres per day 8,928L)\*
  - FP-TR3000-03 9.5Lpm (Litres per day 13,680L)\*
- **Inlet Water TDS Range:** 100-400ppm
- **Final Water TDS:** 000ppm
- **Voltage:** 230V
- **Operators:** 1 or 2

\*In optimum conditions

### REPLACEMENT FILTERS

#### S-MRO-4040-F

20" Big Blue Carbon Filter

#### DF10-F-001

**FILTERPLUS®**  
Sediment 5 Micron  
10" Cartridge

#### CF10-F-001

10" Carbon Block Cartridges

#### FH2CR-BB10

Big Blue 10" Cartridge filled with MB115 Resin

PART NO	ITEM
FP-TR2000-03	MOBI® MAXI Electric Powered RO System – 6.2LPM
FP-TR3000-03	MOBI® MAXI Electric Powered RO System – 9.5LPM

New for  
2022



Filtration & Resin

# NEW MOBI DOSE

A stainless steel softwash trolley for chemical dosing. This product can mix Algo Clear (or similar) accurately with water at a pre-set ratio on demand. Connect to a water source to produce a chemical mix either via the pump or directly through the Dosatron dosing unit. The **MOBI** Dose has receptacles for two 5-litre chemical containers.

**PLEASE NOTE - Not suitable for use with Sodium Hypochlorite.**

## Features

- Mobile trolley design with all terrain flat-free wheels
- Durable stainless steel frame
- Built-in booster pump and lithium-ion battery (5 hour run time)
- Holds two 5-litre chemical containers
- Dosatron metering valve for accurate chemical dosing
- Stainless quick release hosesock-type inlet and outlet connections

## Dimensions & Weights

Height



1207mm

Length



404mm

Width



498mm

Weight / Dry



16.5kg



**Scan Here**  
to shop online  
for the latest prices



**ADD YOUR  
ALGO CLEAR PRO  
SOLUTION**



**SW-ALGO-005**

AlgoClear-Pro 5 Litre



**New for  
2022**

**Softwash Systems**

PART NO	ITEM
<b>SW-DT070-02</b>	MOBI Dose Mobile Trolley Dosing Unit with Booster Pump




**FILTERPLUS®****Filter Vessel**

Complete with riser and head standard 3/4" Female ports.

PART NO	ITEM
<b>FP0613-01</b>	FILTERPLUS® 6 x 13 Filter Vessel Complete (5.0 litre)
<b>FP0618-01</b>	FILTERPLUS® 6 x 18 Filter Vessel Complete (6.9 litre)
<b>FP0817-01</b>	FILTERPLUS® 8 x 17 Filter Vessel Complete (11.0 litre)
<b>FP0835-01</b>	FILTERPLUS® 8 x 35 Filter Vessel Complete (25.7 litre)

➔ See pages 272 for full specification

**Resin & Filter Housings****FILTERPLUS®****300GPD Membrane Housing**

PART NO	ITEM
<b>R-MH2</b>	Single Housing

**Refillable Cartridge**

PART NO	ITEM
<b>FH2C-10-F</b>	10" ECO Housing
<b>FH2C-20-F</b>	20" ECO Housing

**De-Mineralising Resin**

Tulsion Resins are virgin resins. As a guide, at 100 ppm, one 6x18 filter vessel can treat up to 2,000 litres of water. Sold in 25 litre sacks.

PART NO	ITEM
<b>MB111</b>	Tulsion Demineralising Resin 25 Litre
<b>MB115</b>	Tulsion High Grade Demineralising Resin 25 Litre

➔ See pages 274 for full specification

**Plastic Filter Vessel Clamps**

PART NO	ITEM
<b>PCLIP4</b>	Plastic 'pop' in clip for Filter Vessels with diameter of 4"
<b>PCLIP6</b>	Plastic 'pop' in clip for Filter Vessels with diameter of 6"

**Metal Filter Vessel Clamps**

PART NO	ITEM
<b>PCLMP04</b>	Metal Clamp with back nut, for Filter Vessels with diameter of 4"
<b>PCLMP06</b>	Metal Clamp with back nut, for Filter Vessels with diameter of 6"
<b>PCLMP08</b>	Metal Clamp with back nut, for Filter Vessels with diameter of 8"



Find us on



For the latest prices visit: [www.streamline.systems](http://www.streamline.systems)



Merlin Replacement Prefilter

17" Carbon block Filter


PART NO
M-CF20-F



Carbon for Big Blue Block

Cartridge for Big Blue Housing


PART NO	ITEM
T-CF10-F	10" Big Blue Carbon Filter
T-CF20-F	20" Big Blue Carbon Filter



Sediment for Big Blue

Cartridge for Big Blue Housing

PART NO	ITEM
T-DF10-F	10" Big Blue Sediment Filter
T-DF20-F	20" Big Blue Sediment Filter



Eco Housing Refillable Cartridge for Big Blue

Cartridge for Big Blue Housing

Resin cartridge for **STREAMFLO**® Trolley Systems ('-042' versions only).

PART NO	ITEM
FH2C-BB10	10" Big Blue Refillable Cartridge
FH2C-BB20	20" Big Blue Refillable Cartridge



Stainless Steel RO Housing

High quality Stainless Steel RO Housing for 4040 membranes.

PART NO
S-MH1-4040
S-MH1-4021



Filmtec RO Membranes

- Low pressure required
- Excellent performance

PART NO	ITEM
R-MR050	10" RO Membrane 50 gpd
R-MR075	10" RO Membrane 75 gpd
R-MR100	10" RO Membrane 100 gpd
R-MR150	10" RO Membrane 150 gpd
R-MR300	12" RO Membrane 300 gpd



**STREAMLINE**® RO Membranes

- Low pressure required
- Excellent performance

PART NO	ITEM
S-MRO-4021-F	STREAMLINE® 21" RO Membrane
S-MRO-4040-F	STREAMLINE® 40" RO Membrane



10" and 20" Filter Housings

Big Blue filter housing with 1" ports.

PART NO	ITEM
FH2BB-10	10" Blue Filter Housing
FH2BB-10-CB	10" Clear Filter Housing
FH2BB-20	20" Blue Filter Housing
FH2BB-20-CB	20" Clear Filter Housing



# Waterfed Pole Accessories

## Section 5

**STREAMLINE®** includes a large range of hose reels, hose and couplings, pumps and controllers and many other parts, suitable for the window cleaning industry.

## Waterfed Pole Accessories

**STREAMLINE®** includes a large range of hose reels, hose and couplings, pumps and controllers and many other parts, suitable for the window cleaning industry.

Quality professional equipment available, ensuring all our valued customers can focus on 'getting the job done!'



### Hose Reels, Hose & Accessories

A wide range of hose reels are available, including freestanding hose reels, wheeled hose reels and bolt down hose reels. **STREAMLINE®** also offers a variety of hose specifications to suit the needs of the window cleaner. Check out the best seller – **STREAMLINE®** 8mm High-Visibility hot water hose.



### Pumps and Controllers

**STREAMFLO®**, the new name for reliable, on-demand positive displacement diaphragm pumps with pressure switch protection, including the features self-priming, corrosion resistant built-in check valve, silent running and smooth operation. View the full range on pages 230-233.



### Warning signs & protective Wear


Are you making the general public aware of the possible dangers while you are window cleaning? View our sturdy stackable stand-alone signs that don't blow over in the wind, Ideal for outdoor use. Furthermore, reduce your physical workload by over 50% with the **STREAMLINE®** GTM pole harness.



### Metal Hose Reels HRM100-6 / 8 HRM150-6 / 8

Free standing metal hose reel complete with 100m Microbore Hose.


PART NO	ITEM
HRM100-6-UA	with 100m x 6mm Microbore
HRM100-6-AS	Assembled
HRM100-8-UA	with 100m x 8mm Microbore
HRM100-8-AS	Assembled
HRM150-6-UA	with 50m x 6mm Microbore
HRM150-6-AS	Assembled
HRM150-8-UA	with 50m x 8mm Microbore
HRM150-8-AS	Assembled



### Metal Hose Reel HRM1

Free standing metal hose reel includes wall brackets


PART NO	ITEM
HRM1-UA	Unassembled
HRM1-AS	Assembled



### Metal Hose Reel HRM2

Robust metal freestanding Hose Reel suitable for 60 metre of 12mm re-inforced hose or 100 metre of 6mm Microbore or 8mm Minibore hose.

PART NO	ITEM
HRM2-GP	Unassembled
HRM2-AS	Assembled



### Stainless Steel Hose Reel HRM2-SS

Robust stainless steel freestanding Hose Reel suitable for 60 metre of 12mm re-inforced hose or 100 metre of 6mm Microbore or 8mm Minibore hose.

PART NO	ITEM
HRM2-SS-GP	Unassembled
HRM2-SS-AS	Assembled
HRM200-SS-6-AS-PRO-HIVIZ	100mtr 6mm STREAMLINE® HIVIZ Minibore Hose & Fittings Kit - assembled



### Metal Hose Reels HRM200-6 / HRM200-8

Free standing metal hose reel complete with 100 meter of 6mm or 8mm hose, coupling included. Pro reels include our premium STREAMLINE® hose available in Yellow or HI-VIZ

PART NO	ITEM
HRM200-6-UA	With 100m of 6mm Microbore
HRM200-6-UA-PRO-HIVIZ	100mtr 6mm Streamline® HIVIZ Minibore Hose & Fittings Kit - assembled
HRM200-6-AS-PRO	With 100m of 6mm Microbore
HRM200-6-AS-PRO-HIVIZ	With 100m of 6mm HIVIZ Microbore
HRM200-8-UA	With 100m of 8mm Minibore
HRM200-8-AS	Assembled
HRM200-8-AS-PRO	With 100m of 8mm Minibore



### Metal Hose Reel HRM3

Robust metal wheeled Hose Reel suitable for 100 metre of 12mm I.D. re-inforced hose.

PART NO	ITEM
HRM3-UA	Unassembled
HRM3-AS	Assembled
HRM300-T12-UA	Unassembled
HRM300-T12-AS	Assembled





### Metal Hose Reel HRM4

Robust metal wheeled Hose Reel suitable for 60 metre of 12mm I.D. Re-inforced hose, or 100 metre of 6mm Microbore or 8mm Minibore hose.

PART NO	ITEM
HRM4-GP	Unassembled
HRM4-AS	Assembled



### Stainless Steel Hose Reel HRM4-SS

Robust metal stainless steel metal wheeled Hose Reel suitable for 60 metre of 12mm I.D. re-inforced hose, or 100 metre of 6mm Microbore or 8mm Minibore hose.

PART NO	ITEM
HRM4-SS-GP	Unassembled
HRM4-SS-AS	Assembled
HRM400-SS-6-AS-PRO-HIVIZ	with 100mtr 6mm HIVIZ Hose - Assembled
HRM400-SS-6-UA-PRO -HVIZ	with 100mtr 6mm HIVIZ Hose - Unassembled



### Metal Hose Reels HRM400-6 / HRM400-8

Sturdy metal wheeled hose reel complete with 100 metre of 6mm or 8mm hose, couplings included. PRO reels include our premium STREAMLINE hose available in Yellow or HI-VIZ

PART NO	ITEM
HRM400-6-UA	With 100m of 6mm Microbore
HRM400-6-UA-PRO-HIVIZ	With 100m of 6mm STREAMLINE® HIVIZ
HRM400-6-AS	Assembled
HRM400-6-AS-PRO	With 100m of 6mm Microbore
HRM400-6-AS-PRO-HIVIZ	With 100m of 6mm STREAMLINE® HIVIZ Assembled
HRM400-8-UA	With 100m of 8mm Minibore
HRM400-8-AS	Assembled
HRM400-8-AS-PRO	With 100m of 8mm Minibore



Scan Here  
to shop online  
for the latest prices



### Stainless Metal Hose Reel Wheeled

With 50m of 12mm Extraflex Hose

PART NO	ITEM
HRM450-T12-AS	Metal Hose Reel - Wheeled - c/w 50m of 12mm Extraflex Hose - assembled
HRM450-SS-T12-AS	50m of 12mm Extraflex Hose - assembled
HRM450-SS-T12-UA	50m of 12mm Extraflex Hose - unassembled



### Hose Reel HP-HRM150A

Fixed Metal Hose Reel, suitable to take 100 metre of microbore hose: Metal rewind handle Locking device mounted on bearings.

PART NO	ITEM
HRM150A	
HRM150A-6-100-AS-HIVIZ	With 100mtr of 6mm Hose
HRM150A-8-100-AS-HIVIZ	With 100mtr of 8mm Hose



### Electric Powerdrive Hose Reel

The STREAMLINE® Electric Hose Reel is simple solution to rewinding your hose pipe effortlessly.

- Snag detection with stall cutout.
- Speed Control.
- Roller guide to stop hose running over the side discs.
- Multiple fixing points.
- Stainless steel drive shaft and water inlet shaft.
- Can be used with 6mm or 8mm hose up to 100m.
- Winds in 100m of hose in around 45 seconds, effortless and strainless!
- Hot water compatible.
- Securing kit included.

PART NO	ITEM
<b>PR1</b>	Powerdrive Hose Reel
<b>PR16002-AS</b>	c/w 100m of 6mm STREAMLINE® HIVIZ Hose
<b>PR18002-AS</b>	c/w 100m of 8mm STREAMLINE® HIVIZ Hose

#### Footprint:

- Width - 380mm
- Height - 440mm

#### Dimensions:

- Width - 500mm
- Height - 510mm
- Depth - 520mm
- Weight - 1kg without hose, 34kg with hose



### Powerdrive Hose Reel Stacking Kit

to suit PR1 Powerdrive Reels

PART NO	ITEM
<b>PR1-KIT0001</b>	Powerdrive Hose Reel Stacking Kit

New for  
2022

Don't forget,  
for the latest prices shop online at  
[www.streamline.systems](http://www.streamline.systems)



Contact us on  
**+44 (0)1626 830 830**



### Metal Hose Reel Joiner for HRM3

PART NO
<b>RM011</b>



### Centre Joiner

PART NO
<b>RM006</b>



### Brass Swivel Inlet Connector 3/4" F

PART NO
<b>BHC-90</b>



### Replacement Handle

PART NO
<b>RM008</b>




### Inlet Manifold

PART NO	ITEM
<b>RM007-HRM4-5</b>	Inlet Manifold for HRM2+4+5 Hose Reels
<b>RM009</b>	Inlet Manifold for HRM3+6 Hose Reels



**Brass Male Adapter 3/4" F**

PART NO
BHA-TA34


**Brass Hosetails**

Fits Part No. RM004

PART NO	ITEM
BHT1814	For 6mm hose
BHT1808	For 8mm hose

**Output Elbow & Flynut**

PART NO	ITEM
RM004	Brass Output Elbow & Flynut

**Leather Holster for Microbore Type Coupling**

PART NO	ITEM
LH2	Excludes tap and fittings

# Pole Tubing

In our continued desire to strive for excellence, by listening to our customers needs and by working closely with our suppliers we have developed a range of tube and hose products (some of which are unique to us) which deliver high performance whilst being technically superior to competitor products and market specific.

By specifying **STREAMLINE®** hose you are receiving a product with the following features:

- Abrasion resistance – excellent
- Anti-ageing – outstanding
- Resistant to pure water
- Flexibility – good to excellent
- FDA and ROHS compliant, low toxic and free from hazardous substances
- Silicone and cadmium free
- Service temperatures from -15°C to +60°C

By insisting on only the highest quality hoses, free of heavy metals and other hazardous substances, you can be confident of success in delivering a 'crystal clear' finish to your windows.

**Pole Tubing PVCT8-5 Clear Tubing**

- Outstanding resistance to ageing and with good flexibility, this is the most popular pole tubing choice.
- Inside diameter 5mm
- Operating Temperature -15°C to +60°C
- Available in a multitude of lengths to suit standard pole sizes.



PART NO	ITEM
PVCT8-5-050-CL	50 metre Clear Tubing
PVCT8-050-BK	50 metre Black Tubing

**Pole Tubing *STREAMLINE®* LITE-5®**

Excellent high quality pole hose

- Super light weight, highly flexible, visible yellow hose
- Good abrasion and kink resistance
- Inside diameter 5mm
- Maximum working pressure at 23°C - 14.0 Bar
- Operating Temperature -15°C to +60°C



PART NO	ITEM
LITE-5-001	1 metre
LITE-5-030	30 metre
LITE-5-050	50 metre
LITE-5-100	100 metre



Hot Water  
Hose



Cold Water  
Hose

**ECOLINE™**

## Microbore & Minibore

- Standard re-enforced Microbore hose with excellent abrasion resistance
- Good kink resistance and flexibility
- Inside diameter 6mm and 8mm
- Outside diameters up to 12mm
- Maximum working pressure at 20°C - 10 Bar
- Operating Temperature -15°C to +40°C

6mm / 8mm (inside)

6mm
<b>PVCT12-6-100-ECO</b> 100 metre - Yellow



8mm
<b>PVCT14-8-100-ECO-Y</b> 100 metre - Yellow

**STREAMLINE™**

## Microbore & Minibore

- Standard re-inforced Microbore hose with excellent abrasion resistance
- Good kink resistance and flexibility
- Inside diameters 6mm and 8mm
- Outside diameters up to 14mm
- Maximum working pressure at 20°C - 10 Bar
- Operating Temperature -15°C to +80°C

6mm / 8mm (inside)

6mm
<b>PVCT12-6-100-HIVIZ</b> 100 metre - HIVIZ



8mm
<b>PVCT14-8-100-HIVIZ</b> 100 metre - HIVIZ

**STREAMLINE™**

## Extraflex

- Multipurpose dragline hoses for commercial and industrial use

12mm / 19mm / 25mm (inside)


PART NO	ITEM
<b>TYH12-001</b>	STREAMLINE® Extraflex 12mm Non Torsion Hose 5m - priced per 1m
<b>TYH12-050</b>	STREAMLINE® Extraflex 12mm Non Torsion Hose 50m - priced per 50m
<b>TYH12-100</b>	STREAMLINE® Extraflex 12mm Non Torsion Hose 100m - priced per 100m



**STREAMLINE™**  
Delivery Hose

12mm / 19mm / 25mm (inside)

12mm	19mm	25mm
<b>SH12-30</b> Delivery Hose 12mm, 30m (priced per m)	<b>SH19-30</b> Delivery Hose 19mm 30m (priced per m)	<b>SH25-30</b> Delivery Hose 25mm 30m (priced per m)



**STREAMLINE™**

## Reinforced Hose

- Standard reinforced hose with excellent abrasion resistance
- Good kink resistance and flexibility
- Inside diameter 12.5mm (1/2")
- Maximum burst pressure - 48 Bar
- Operating Temperature -15°C to +60°C

PART NO	ITEM
<b>PVCT18-13-030-R</b>	Red - per 30 metre
<b>PVCT18-13-030-B</b>	Blue - per 30 metre
<b>PVCT18-13-030-BK</b>	Black - per 30 metre



**STREAMLINE™**

## Flexi 5

- Extremely flexible
- Operating Temperature -20°C to +80°C
- Excellent kink resistance
- Compatible with the Univalve
- Super lightweight

5mm / 8mm (inside)

PART NO	ITEM
<b>FLEXI-5-010-PL</b>	Flexi-5™ Pole Tubing 10m Purple, priced per 10m
<b>FLEXI-5-013-PL</b>	Flexi-5™ Pole Tubing 13m Purple, priced per 13m
<b>FLEXI-5-016-PL</b>	Flexi-5™ Pole Tubing 16m Purple, priced per 16m
<b>FLEXI-5-020-PL</b>	Flexi-5™ Pole Tubing 20m Purple, priced per 20m
<b>FLEXI-5-030-PL</b>	Flexi-5™ Pole Tubing 30m Purple, priced per 30m
<b>FLEXI-5-050-PL</b>	Flexi-5™ Pole Tubing 50m Purple, priced per 50m
<b>FLEXI-5-100-PL</b>	Flexi-5™ Pole Tubing 100m Purple, priced per 100m





# Shurflo™ Pumps



Available in 3 models:

PART NO	VOLTAGE (V)	PRESSURE (PSI)	LITRES PER MINUTE (LPM)	PORTS
8000-946-138	12	100	5.2	1/2" Male
8000-441-138	12	100	3.8	1/2" Male
8002-793-238	12	100	6.5	3/8" Female



## Pressure Switches

PART NO	ITEM
94-375-18	100 PSI



## Shurflo™ Diaphragm Kit

PART NO	ITEM
94-390-06	Valve Assembly Kit



## Shurflo™ Elbow Nylon 1/2 inch M x 1/2 inch F

PART NO	ITEM
NENE1212	Shurflo Elbow Nylon 1/2 inch M x 1/2 inch F



## Shurflo™ Pump Prefilter

PART NO
ILF2W (Wingnut)




## Shurflo™ Pump Elbow

PART NO
NSNE1212



## Shurflo™ Pump Hose Tail

PART NO
NSNS1212



The new name for reliable, on-demand, positive displacement diaphragm pumps with pressure switch protection.

## Key Features:

- Self priming
- Corrosion resistant built-in check valve
- Silent running and smooth operation
- Can run dry for short periods of time without damage



## Available in 4 models:

PART NO	VOLTAGE (V)	PRESSURE (PSI)	LITRES PER MINUTE (LPM)	PORTS
SF-DP22-012-100-238	12	100	4.5	3/8" Female
SF-DP33-035-045	12	45	13.2	1/2" Male
SF-DP34-016-100	12	100	6.0	1/2" Male
SF-DP51-005-060	12	60	20.8	1/2" Male

## Inline Filter and Hose Tails:

SF-ILF2	Inlet Filter for STREAMFLO® Pumps	1/2" Fe/Male
SF-NSNE1212	STREAMFLO® Pump Elbow Nylon	1/C" F x 12mm



**STREAMFLO®**  
Pump 12v 100psi 5.5lpm 3/8F  
Threaded Ports


PART NO	ITEM
SF-DP30-014-100	Streamflo® Pump 12v 100psi 5.5lpm 3/8F Threaded Ports



## Inline Filter for STREAMFLO® Pumps 1/2" F - 1/2" M

Will only fit STREAMFLO® pumps

PART NO  
SF-ILF2



## Nylon Elbow

3/8" Male thread - 12mm hose barb

PART NO  
NEL3812



## Nylon Hose Tail

3/8" Male thread - 12mm hose barb

PART NO  
NHT3812



## STREAMBOARD™ Pump Kit 100psi with V16 Digital Flow Controller

STREAMBOARD™ Pump Kit 100psi. Available with SFC4 Dial Controller or SFC5 Digital Controller. Handy pump and controller mounted on a board including pump prefilter and hose tails.

PART NO	ITEM
SB100-SFC16	StreamBoard Pump Kit 100psi with V16 Digital Flow Controller





**STREAMLINE**  
**Digital Controller**

Digital version with battery voltage read-out.

**PART NO**  
**SFC05**  
**SFC05-B** Back Entry Controller



**STREAMLINE**  
**Froststat Controller**

Features, as SFC05 with temperature display. For use with **HEATWAVE™** water heater.

**PART NO**  
**SFC06**



**STREAMLINE**  
**Digital Controller**

Features, as SFC05 with solenoid valve and float switch.

**PART NO**  
**SFC08**



**STREAMLINE**  
**Flexiflo Remote Control Controller**

A three button fob that not only allows the user to turn the pump on and off but also to adjust the flow rate up and down (0-99). It gives the user complete control of their pump without having to walk back to the vehicle/controller.

**PART NO**  
**SFC09**



**STREAMLINE**  
**Digital Controller, 240v with Flow meter and TDS**

**PART NO**  
**SFC16-240**

New for  
2022



**STREAMLINE**  
**Digital Variable Controller V16**

This V16 controller helps reduce both the energy and the water consumption of your system by allowing you to choose the correct flow of your water, this protects the usage of the system, as well as offering faster and more accurate dead-end detection. Being kitted with new advanced technology, the V16 controller now runs smoother, quieter and has expanded its lifetime. One of the key features of the V16 controller is that it will not be damaged if it is wired incorrectly, it simply will not work. However, once it is wired correctly, the unit will recover and will work normally. This benefit will only work on the V16 controller.

**Features**

- Offers faster and more accurate dead-end detection.
- Pressure switch shutdown
- Over Current Detection
- Short-Circuit Detection
- Designed to save power and water.
- The pump runs smoother and quieter.
- The pump can be driven slower, faster, and harder than before.

**PART NO**  
**SFC16**  
**SFC16-B** Back Entry Controller



**On / Off Button**



**Polarity Protect**

This feature means that the V16 will not be damaged if it is wired incorrectly, it simply will not work. Once it has been wired correctly, the unit will recover and work normally.



**Higher Current**



**Pump Smooth**

The advanced pump drive system runs the pump much more smoothly and quietly, and extends its life. With the V16 pumps can be driven slower, faster and harder than ever before.



**Pump Precision**


Thanks to the new pump control technology, the pump is monitored with far greater precision, saving water and energy and offering faster and more accurate dead end detection.



**Pump Protect**

Incorporating features such as dead end protection, pressure switch shutdown, over current detection and short circuit detection, the V16 protects the whole system and helps save power and water.

## Hose Couplings, Taps & Accessories



### Brass Flow Controller

PART NO	ITEM
BBV12MF	1/2" Male to Female Thread
BBV14MF	1/4" Male to Female Thread



### Brass Flow Controller

PART NO	ITEM
BBV12FF	1/2" Female to Female Thread
BBV14FF	1/4" Female to Female Thread



### Microbore Fitting Kit

Tap Kit for the end of your Hose Reel  
Available in 6mm or 8mm

PART NO	ITEM
MBK2-6	6mm Microbore Fittings Kit
MBK2-8	8mm Minibore Fittings Kit



### MBK3 Microbore Tap Kit

PART NO
MBK3



### Crimp Tool

PART NO
SIL918533



### Norc Clips

Stainless steel, re-usable


PART NO	ITEM
NORC10	10mm
NORC11	11mm
NORC13	13mm
NORC15	15mm
NORC16	16mm
NORC17	17mm
NORC18	18mm
NORC20	20mm
NORC24	24mm



### Jubilee Clamps

Stainless Steel Band and Worm To suit hose OD  
To suit hose OD

PART NO	ITEM
JUB16	16mm
JUB20	20mm
JUB32	32mm



### Crimp Clamps

Plated Steel Hose Clamps  
To suit hose OD

PART NO	ITEM	USED FOR
O-07-09	9mm	5mm Flexi 5" Pole Tubing
O-09-11	11mm	5mm Lite 5" Pole Tubing
O-11-13	13mm	6mm Microbore Hose
O-13-15	15mm	8mm Minibore Hose



### Protecta-Ball™

PART NO	ITEM
RB-S	Rubber Ball - Small
RB-B	Rubber Ball - Large



### Male Hosetail Adapter

PART NO	ITEM
Q21MH-06-G	Plated Brass 6mm Male Coupling
Q21MSS-06	Stainless steel 6mm Male Coupling
Q21MH-08	Male adaptor with 8mm hose tail



## Q21 Couplings

Minibore and Microbore hose couplings are relied on every day by thousands of window cleaners throughout the world. With this in mind, STREAMLINE® has created a Premium range of Quick Release Streamline® 21 couplings with increased strength and durability.

### Key Points:

- Durable, quality components you can rely on
- Affordable prices
- Compatible with all Rectus® 21 Series Couplings
- Constructed from Nickel Plated Brass



**Male Adaptor 6mm Hose Tail**

PART NO  
**Q21MH-06-G**



**Female Connector 4mm Hose Tail**

PART NO  
**Q21FH-04-G**



**Female Connector 6mm/8mm Hose Tail**

PART NO  
**Q21FH-06-G**  
**Q21FH-08-G**



**Female Connector 1/4" M Thread**

PART NO  
**Q21FM-14-G**



**Female Connector 1/4" F Thread**

PART NO  
**Q21FF-14-G**



**Brass Stop Connector**

PART NO	ITEM
<b>BHC</b>	12mm Brass Stop Connector



**Brass Tap Adapters**

PART NO	ITEM
<b>BHA-TA12</b>	1/2" Female
<b>BHA-TA34</b>	3/4" Female
<b>BHA-M12</b>	1/2" Male
<b>BHA-M34</b>	3/4" Male



**Female Brass Connectors**

PART NO	ITEM
<b>BHC1414</b>	6mm
<b>BHC1408</b>	8mm
<b>BHC34</b>	12mm



**Brass Hose Repairers**

PART NO	ITEM
<b>BHR05</b>	5mm
<b>BHR06</b>	6mm
<b>BHR08</b>	8mm
<b>BHR12</b>	12mm
<b>BHR1206</b>	12mm
<b>BHR1208</b>	12mm



**Nylon Hose Repairers**

PART NO	ITEM
<b>NHR5</b>	5mm Hose Mender
<b>NHR6</b>	6mm Hose Mender
<b>NHR8</b>	8mm Hose Mender
<b>NHR12</b>	12mm Hose Mender
<b>NHR1206</b>	6mm Hose Mender
<b>NHR1208</b>	8mm Hose Mender
<b>NHR25</b>	25mm Hose Mender



**Brass Hosetails**

PART NO	ITEM
<b>BHT1414</b>	1/4" M - 6mm Tail
<b>BHT1408</b>	1/4" M - 8mm Tail
<b>BHT1410</b>	1/4" M - 10mm Tail
<b>BHT1412</b>	1/4" M - 12mm Tail
<b>BHT1814</b>	1/8" M - 6mm Tail
<b>BHT1808</b>	1/8" M - 8mm Tail



**Aluminium Anti-slag Male Adapter with 6mm and 8mm hose tail**

PART NO  
AHA-H6



**Aluminium Anti-slag Male Adapter with Male thread**

PART NO  
AHA-M38  $\frac{3}{8}$ " Male Thread



**Aluminium Male Adaptor with Q21 Female Coupling**

PART NO  
AHA-Q21F



**Aluminium Male Adaptor with Q21 Male Coupling**

PART NO  
AHA-Q21M



**Aluminium Anti-slag Male Adapter with Female thread**

PART NO  
AHA-F14  $\frac{1}{4}$ " Female Thread  
AHA-F38  $\frac{3}{8}$ " Female Thread



**Nylon Tap Adapter  $\frac{1}{2}$ " &  $\frac{3}{4}$ " F**

PART NO  
NHA-TA



**Nylon Triple Male Adapter**

PART NO  
NHA-TM-001



**Nylon Double Male Adapter**

PART NO  
NHA-DM-001



**Nylon Tap Connector -  $\frac{3}{4}$ " M**

PART NO  
NHA-M34-001



**Nylon Double Male Adapter with Valve**

PART NO  
NHA-TA4-001





### Nylon Quick Connector

PART NO	ITEM
<b>NHC08</b>	8mm Connector
<b>NHC08-N</b>	8mm Aquastop Connector



### Nylon Stop Connector

PART NO	ITEM
<b>NHC12</b>	12mm Hose Connector
<b>NHC12-N</b>	12mm Stop Connector



### Nylon Tap Connector

PART NO	ITEM
<b>NHC-T</b>	12mm Tap



### Hozelock Stop Connector

PART NO	ITEM
<b>2185</b>	12mm Hozelock Stop Connector



### Nylon 12mm Hose Mender

PART NO	ITEM
<b>NHC-M12</b>	12mm Hose Mender



**Scan Here**  
to shop online  
for the latest prices

Visit our website  
[www.streamline.systems](http://www.streamline.systems)



Find us on



For the latest prices visit: [www.streamline.systems](http://www.streamline.systems)



### Handheld Meter with Temperature Function

PART NO  
**TDS1**



### Inline TDS Meter

With standard John Guest 1/4" fittings.

PART NO  
**TDS2**  
**TDS6**

TDS 2

TDS 6



### Inline TDS Meter

With standard John Guest 1/4" fittings.

PART NO  
**TDS3**



### 3/8" Push Fit - 1/4" Push Fit Reducing Tee

PART NO ITEM  
**PI301208S** To suit TDS Metre probes



### 3/8" Push Fit Stem - 1/2" Hosetail Insert

PART NO ITEM  
**PI251216S** To convert T-piece to 1/2" hose



### Tap Inline 12mm Push Fit 12mm Push Fit

PART NO ITEM  
**PFBV1212** Tap Inline 12mm Push Fit



### Filling Nozzles

Filling Nozzles (for use with SH25 & LF32 Hoses) with Trigger Lock

PART NO ITEM  
**15-0001-23** Filling Nozzle, 1" Male Hosetail  
**15-0001-27** Filling Nozzle, 1" Female Hosetail




### 3/4" Nylon Float Valve

PART NO  
**290150**



### 1/2" Nylon Float Valve

PART NO  
**290151**



### 3/4" Brass Float Valve

PART NO  
**290161**



# Batteries & Accessories

Our new Lithium-Ion battery is a new addition to our products, such as our STREAMFLO 25 trolleys. The Li-Ion batteries are extremely handy for when you're on the go, and are there to make everything more swift and easy.



### Key Features:

- Battery is easily removeable
- Can charge it anywhere
- 5 hour charge time/12 hour run time
- Built in USB port for on the go phone charging
- Spare batteries can be purchased separately and easily swapped over

Compatible with **STREAMFLO 25**



PART NO	ITEM
BC4L-TR-ES	Lithium Ion Trolley Battery Charger
LB16AH-L	Lithium Ion Trolley Battery to suit SF-TR25 and SF-TR50 Trolley Range w/ Charger
VO00013	Holdall for Lithium Battery- printed Streamline

## STREAMBOX™ Mini



PART NO	ITEM
SB100-26V-LBC	STREAMBOX™ Mini Pump Kit 100psi with flow controller, lithium battery and charger



### 4A Battery Charger

PART NO
BC4A 4A Battery Charger



### Multi Stage Fully Automatic Battery Charger

The smartest battery charger in the world. For all types of 12V lead acid batteries.

PART NO
BC00011

### Split Charge Relays

Charge up your battery on the move.



### 30AR Smart Relay

- Automatically switches when changing voltage is detected
- Suited to single use leisure battery

PART NO
30AR



### 100AR Smart Relay

- Automatically switches when changing voltage is detected
- Suited to multi use leisure battery

PART NO
100AR
100AR-PRO



Leisure Batteries

PART NO	ITEM
LB026AH	AGM Battery, 12V/26 Ah
LB28AH	Lead Acid Leisure Battery 12V/26 Ah
LB85AH	Lead Acid Leisure Battery 12V/75 Ah
LB110AH	Lead Acid Leisure Battery 12V/100 Ah
LB004AH	Leisure Battery To Suit Streamflo® 12, 16, 22 Backpacks



Battery Boxes

Black Battery Box for LB110AH battery, with internal compartment securing straps

PART NO
LH110-BK



Safe Enclosure for 85 Ah Leisure Battery

PART NO
LH28



Safe Enclosure for 110 Ah Leisure Battery

PART NO
LH110

Warning Signs

Are you making the general public aware of the possible dangers while you are window cleaning?

Sturdy, stackable, stand-alone signs that don't blow over in the wind! Ideal for outdoor use.

PART NO	ITEM
MINICONE	Blank
MINICONE-0102	Minicone with MS1 / MS2 messages
MINICONE-0404	Minicone with MS4 / MS4 messages

Available with the following message options:



Caution Window Cleaning in Progress

PART NO
MS1



Caution Trip Hazard Trailing Hoses

PART NO
MS2



Caution Trip Hazard

PART NO
MS3



Caution Cleaning in Progress

PART NO
MS4



Caution Men Working Overhead

PART NO
MS5



Caution Risk of Ice

PART NO
MS6



Caution Sanitising In Progress

PART NO
MS9



Scan Here to shop online for the latest prices







Section 10

# Traditional Cleaning Tools

LEWI™ enables cleaning tasks to be completed safely and quickly because everything is compatible with everything in the range

# LEWI™

LEWI™ enables cleaning tasks to be completed safely and quickly as all products within the range are compatible with one another. Demand value...insist on **LEWI™**. Another great brand from the **STREAMLINE®** range.

## LEWI™ Approved Quality range of window cleaning tools

LEWI™ wash coverings come with press studs which have double-locked ends. Coverings available in a variety of sizes, namely 10", 14" and 18" (25, 35 and 45cm).



**WHITE STAR** is a conventional sleeve and suitable for daily work.

**BLUE STAR** is made from PES and special microfibres and has therefore very good water absorption. The run-in pad strip allows easy removal of small smudges.

**PAD STRIP** is equipped with a non-scratching pad strip on one side for coarse dirt. On the other side is normal push.

All coverings are washable at 60°C. With the **LEWI™** T-bar made from aluminium, an ideal connection between the telescopic pole and the T-bar is made. The flexible T-bar is continuously adjustable and can be fixed by a screw. The plastic T-bar is made from dimensionally stable plastics and equipped with water wells.

### Starter Kits

13 Litre Bucket with 10" hand tools and scraper

13 Litre Bucket with 14" hand tools and scraper

22 Litre Bucket with 18" hand tools and scraper

PART NO  
**Z2110**

PART NO  
**Z2114**

PART NO  
**Z2218**



Traditional Tools

## Safety from the ground

LEWI™ have equipped telescopic poles with a new union nut, a new anti-trap protection and new cone in order to obtain a firm connection. The external section is rolled, structured and welded providing high stability. The inner tube is equipped with a sliding block. Therefore distorting is impossible even if pressure is applied when the tool is attached. Working is therefore safe and fast.

### Telescopic Pole Aluminium 2 Section

with end cone, ensures a firm connection



PART NO	ITEM
Z2250-001	Telescopic Pole Aluminium 2 section 2 x 125 - 250cm
Z2300-001	Telescopic Pole Aluminium 2 section 2x150 - 300cm

### Telescopic Pole Aluminium 3 Section

with end cone, ensures a firm connection



PART NO	ITEM
Z3450-001	Telescopic Pole Aluminium 3 section 3 x 150 - 450cm

### Telescopic Pole Aluminium 4 Section

with end cone, ensures a firm connection



PART NO	ITEM
Z4600-001	Telescopic Pole Aluminium 4 section 4 x 150 - 600cm
Z4800-001	Telescopic Pole Aluminium 4 section 4 x 200 - 800cm

### LEWI™ Rubbers

LEWI™ rubbers are manufactured from vulcanised rubber with exact cutting edge, guaranteeing streak free glass cleaning in any season. Available in soft or hard rubber.




### Replacement Hard Rubbers

PART NO	ITEM
Z1010-001	10" / 25cm (Hard)
Z1014-001	14" / 35cm (Hard)
Z1018-001	18" / 45cm (Hard)
Z1036-001	36" / 92cm (Hard)



### Replacement Soft Rubbers

PART NO	ITEM
Z1110-001	10" / 25cm (Soft)
Z1114-001	14" / 35cm (Soft)
Z1118-001	18" / 45cm (Soft)
Z1136-001	36" / 92cm (Soft)



### Stainless Steel Channels with Soft Rubber

LEWI™ channels are made of stainless steel and equipped with v-notch for clips on the squeegee handles to grip securely.


PART NO	ITEM
Z8006-001	6" / 15cm
Z8010-001	10" / 25cm
Z8012-001	12" / 30cm
Z8014-001	14" / 35cm
Z8018-001	18" / 35cm



### Sleeve "White Star"

- With press studs
- Standard sleeve

PART NO	ITEM
Z4010-001	10" / 25cm
Z4014-001	14" / 35cm
Z4018-001	18" / 45cm




### Sleeve "Pad Strip"

- With press studs
- Extra pad on the side

PART NO	ITEM
Z4110-001	10" / 25cm
Z4114-001	14" / 35cm
Z4118-001	18" / 45cm






### Sleeve "Blue Star"

- With press studs
- With PES & microfibre
- Extra pad on the end

PART NO	ITEM
<b>Z4210-001</b>	10" / 25cm
<b>Z4214-001</b>	14" / 35cm
<b>Z4218-001</b>	18" / 45cm



### Plastic T-bar with Water Wells

PART NO	ITEM
<b>Z3110-001</b>	10" / 25cm
<b>Z3114-001</b>	14" / 35cm
<b>Z3118-001</b>	18" / 45cm



### Fixed Aluminium T-Bar

PART NO	ITEM
<b>Z3010-001</b>	10" / 25cm
<b>Z3014-001</b>	14" / 35cm
<b>Z3018-001</b>	18" / 45cm



### Swivelling Aluminium T-bar

PART NO	ITEM
<b>Z3214-001</b>	14" / 35cm
<b>Z3218-001</b>	18" / 45cm



### LEWI™ Duo

PART NO	ITEM
<b>Z9010-001</b>	Double Plastic T-Bar 25cm - 10 inch c/w channel and soft rubber
<b>Z9014-001</b>	Double Plastic T-Bar 35cm - 14 inch c/w channel and soft rubber
<b>Z9018-001</b>	Double Plastic T-Bar 45cm - 18 inch c/w channel and soft rubber

The 10cm scraper is suitable for windows and floors and it can be hand-held or fitted on to a LEWI™ telescopic pole. The hand-held 4cm safety scraper is indispensable for daily work. Its interlocking system avoids the blade sliding out. Replacement blades are available for both scrapers.



10cm

### 10cm scraper

With handle and protective cover

PART NO
<b>Z5001-001</b>



4cm

### 4cm hand scraper

With retractable blade

PART NO
<b>Z5002-001</b>




x10

### Spare blades for Z5001

10 pack

PART NO
<b>Z5003-001</b>



x5

### Spare blades for Z5002

Comes with a handy plastic dispenser - 5 pack

PART NO
<b>Z5004-001</b>



### Double Pocket with Belt

PART NO  
Z7003-001



### Single Pocket for use with Belt

PART NO  
Z7004-001



### LEWI™ Squeegee Handle

The two component handle is made of slip proof rubber and guarantees comfortable working. Handle allows for connection to LEWI™ telescopic poles.

PART NO  
Z8001-001




### Mini Hip Bucket

PART NO  
Z2006-001

**Don't forget,**  
you can shop online at  
[www.streamline.systems](http://www.streamline.systems)

The LEWI™ rectangle buckets are available in 13 litre and 22 litre capacity. The window wiper and the coverings up to a width of 14" (35cm) can be dipped completely in the 13 litre bucket. The window wiper and the coverings up to a width of 18" (45cm) can be dipped completely in the 22 litre bucket.



13L/22L

PART NO	ITEM
Z2013-001	13 Litre Capacity
Z2022-001	22 Litre Capacity



### Foam Ladder Mitts

PART NO  
Z0900-01



### Microfibre General Purpose Cloths

PART NO	ITEM
MFC1-01	30 x 30cm - Singles
MFC1-10	30 x 30cm - 10 Pack
MFC2-01	40 x 40cm - Singles
MFC2-10	40 x 40cm - 10 Pack



### Microfibre Glass Finishing Cloths

PART NO	ITEM
MFC3-01	40 x 40cm - Singles
MFC3-10	40 x 40cm - 10 Pack
MFC4-01	60 x 80cm - Singles
MFC4-05	60 x 80cm - 5 Pack



### Washed Scrim

PART NO	ITEM
MFC5-01	91 x 88cm - Singles
MFC5-10	91 x 88cm - 10 Pack



## Resin Specifications

**MB111** - 8,000 litres per 25ltr bag @ 100ppm  
**MB115** - 10,000 litres per 25ltr bag @ 100ppm  
 Note: 1ltr of resin weighs 750 grams

### Resin Vessel Specifications

**CLK2-DI360 450ml CLK vessel**

- c/w MB111 = 150ltrs @ 100ppm
- c/w MB115 = 175ltrs @ 100ppm

**FH2CR-10 700ml 10" FILTERPLUS® vessel**

- c/w MB111 = 224ltrs @ 100ppm
- c/w MB115 = 280ltrs @ 100ppm

**FH2CR-20 1.8ltr 20" FILTERPLUS® vessel**

- c/w MB111 = 576ltrs @ 100ppm
- c/w MB115 = 725ltrs @ 100ppm

**FH2C-10BB 2.0ltr 10" MOBI® vessel**

- c/w MB111 = 640ltrs @ 100ppm
- c/w MB115 = 768ltrs @ 100ppm

**FH2C-20BB 4.5ltr 20" MOBI® vessel**

- c/w MB111 = 1,250ltrs @ 100ppm
- c/w MB115 = 1,500ltrs @ 100ppm

**FP0613-01 5.0ltr FILTERPLUS® vessel**

- c/w MB111 = 1,400ltrs @ 100ppm
- c/w MB115 = 1,750ltrs @ 100ppm

**FP0618-01 6.9ltr FILTERPLUS® vessel**

- c/w MB111 = 2,000ltrs @ 100ppm
- c/w MB115 = 2,500ltrs @ 100ppm

**FP0730-01 16.0ltr FILTERPLUS® vessel**

- c/w MB111 = 5,000ltrs @ 100ppm
- c/w MB115 = 6,250ltrs @ 100ppm

**FP0835-01 25.0ltr FILTERPLUS® vessel**

- c/w MB111 = 8,000ltrs @ 100ppm
- c/w MB115 = 10,000ltrs @ 100ppm







If you are looking for an item  
not featured in this product overview  
then give us a call - we may be  
able to source it for you.

---

**Hamilton House, 8 Fairfax Road,  
Heathfield Industrial Estate,  
Newton Abbot, Devon TQ12 6UD, UK**

**T: +44 (0)1626 830 830  
E: [sales@streamline.systems](mailto:sales@streamline.systems)  
W: [www.streamline.systems](http://www.streamline.systems)**

CATALOGUE REF CODE: PO2022/V1

ALL PRICES SHOWN EXCLUDE VAT E&OE